



**BOTTLE COMBI
LUX PLUS**

HIGH-TECH DOUBLE SKIN BOTTLEWASHER

KROMO
YOUR SMART WASH

KROMO
YOUR SMART WASH


BOTTLE COMBI LUX PLUS

HIGH-TECH DOUBLE SKIN
BOTTLEWASHER



Environmental concerns are part of our daily lives. KROMO's vision is to minimize the use of environmental resources and operating costs of our customers. To this end, we created a bottlewasher with the high-end characteristics of the LUX 60 EL. The real competitive advantage of the

KROMO bottlewasher on the market is that the latter does not only rinse but also perfectly washes the inner and outer parts of the bottles. This model allows all users to commit to promoting a sustainable future and is easily convertible into an LUX EL dishwasher.



FEATURES

- Easily convertible into an LUX EL glass or dishwasher, thanks to the standard dotation of wash and rinse arms as parts (for the dishwasher version, add a C40 plates basket)
- Double skin AISI 304 machine and double skin insulated door
- Sloped deep-formed tank
- Upper wash arms in stainless steel with unblockable nozzles and lightweight upper rinse arms in composite material
- Bottle washer dispenser instead of lower arms and dedicated basket
- Deep-formed rack supports
- Anti-drop roof panel
- Capacity 12 bottles with the dedicated basket supplied in dotation: max height 325 mm
- Possibility to wash polypropylene containers and bottles
- 4 programmable cycles
- Special cycle for bottles
- Multivoltage
- Self-cleaning cycle
- Built-in peristaltic detergent dispenser and built-in rinse-aid dispenser
- Detergent and rinse-aid dosage setting, directly from the control panel
- Wash and rinse temperatures displayed
- Double tight-mesh filter system in stainless steel
- Intuitive START button with multicolour backlight for a quick visualization of the machine status
- Soft Start wash pump
- Thermal insulation of boiler
- Soft door opening and programmable START function when the door gets closed
- Water consumption and working time control system
- PLUS system for extra rinse guarantee
- CONNECTIVITY remote control compliant with the HACCP norms (on request)

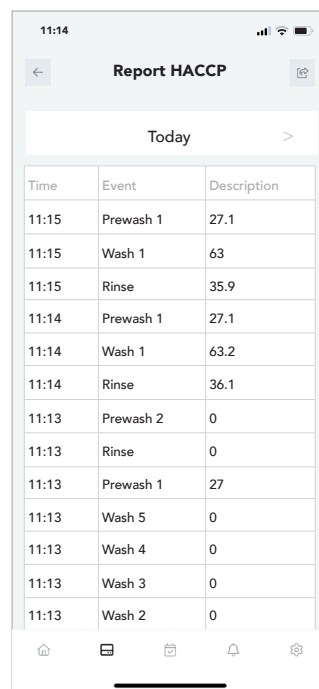
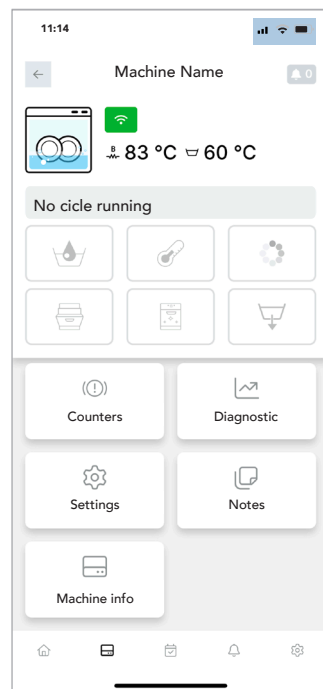
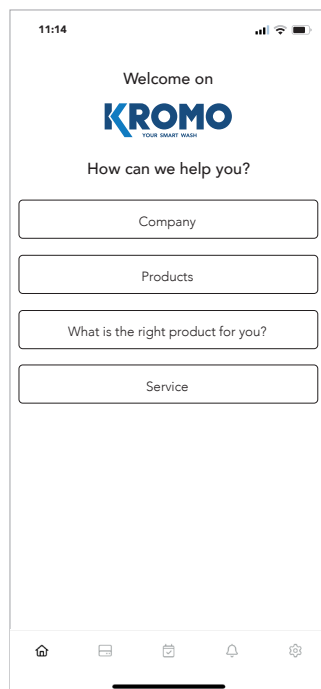
BOTTLE COMBI LUX PLUS

HIGH-TECH DOUBLE SKIN
BOTTLEWASHER

CONNECTIVITY 4.0 & APP

WHEREVER YOU ARE...
YOUR DISHWASHER, JUST A CLICK AWAY

You will be constantly connected to the machine to monitor the work phases, review any eventual alarm and configure remotely the operating parameters according to your needs. Compliant with HACCP norms. Thanks to our brand new App, you will have access to connected machines and all commercial and technical documentation.



View all the working parameters and event records, working hours and any problem at any time.



In case of problem, the machine promptly alerts you. The technician can intervene remotely to solve the problem or anticipate the needed parts for an on-site intervention.



A daily activity report is available with all the events related to the dishwasher in a detailed spreadsheet with HACCP data.

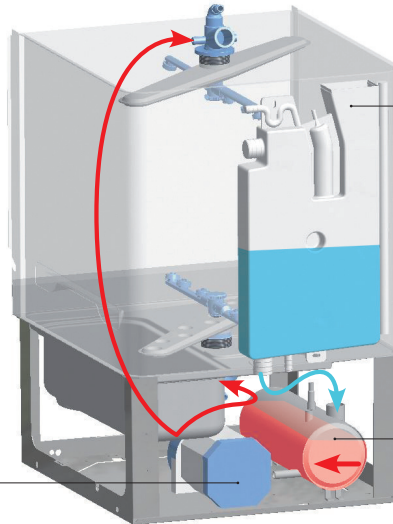


Our Connectivity system is a revolutionary device limiting and facilitating the eventual intervention of a technician who can anticipate the necessary parts to be replaced, saving time and money.

PLUS SYSTEM

GUARANTEED RINSE EVEN
WITH LOW PRESSURE OF THE WATER INLET

We have developed an innovative rinsing system at constant temperature, consumption and water pressure, regardless of external conditions.



BREAK TANK

The Break Tank system prevents the heated water of the boiler to go back and mix with the fresh water supply.

ATMOSPHERIC BOILER

The water temperature in the boiler remains constant at 85°C throughout the rinse, as the boiler refill only occurs once the rinse cycle is done.

RINSE PUMP

The water is sucked from the boiler through a rinse pump and is sent to the rinse nozzles. The correct pressure is ensured regardless of the water inlet pressure and temperature.



STABILIZED PRESSURE
THROUGHOUT THE RINSE PHASE



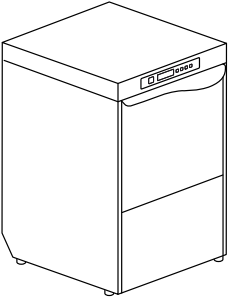

STEADY WATER
TEMPERATURE IN THE
BOILER (85°C)



CLEANER WATER
LESS WASTE

BOTTLE COMBI LUX PLUS

HIGH-TECH DOUBLE SKIN
BOTTLEWASHER

Model	Voltage	Capacity	Dimensions	Code	
BOTTLE COMBI LUX PLUS ELECTRONIC 4 PROGRAMS					
 <div data-bbox="375 477 566 645" style="border: 1px solid black; padding: 5px; margin-top: 10px;"> RACK EQUIPMENT 1 X C140 1 X C44 </div>	Multivoltage	 325 H Ø bottle neck <16 mm Ø max bottle 113mm	600x610x850 H 70 kg HR version: 72 Kg	BOTTLE COMBI LUX PLUS	
	standard				BOTTLE COMBI LUX PLUS DA
	400 V 3N 50 Hz 6,65 kW				BOTTLE COMBI LUX HR PLUS
	230 V 3 50 Hz 6,65 kW				BOTTLE COMBI LUX HR PLUS DA
	230 V 50 Hz 6,65 kW				

BOTTLE COMBI LUX PLUS

HIGH-TECH DOUBLE SKIN
BOTTLEWASHER

OPTIONS

	220-240 V 50 Hz		380-415 V 3N 50 Hz		220-240 V 3 50 Hz		380-415 V 3 50 Hz		440 V 3 60 Hz		60 Hz	RO	PS	DDE	DBE
Model												Osmosis Conne- tion	Drain Pump	Detergent Dispenser	Peristaltic Rinse-Aid Disp.
BOTTLE COMBI LUX PLUS	M	●	M	€	€	€	€	€	€	€	€	□	€	●	●
BOTTLE COMBI LUX PLUS DA	M	●	M	----	----	€	€	€	€	€	€	----	€	●	●
BOTTLE COMBI LUX HR PLUS	M	●	M	€	€	€	€	€	€	€	€	□	€	●	●
BOTTLE COMBI LUX HR PLUS DA	M	●	M	----	----	€	€	€	€	€	€	----	€	●	●

- Standard
- Not available
- Upon request
- DA** Built-in automatic water softener
- M** Multivoltage

Water supply 55 °C (not on HR version)

EAC label upon request

	ST	FS	PS+FS	TS	CONNECTIVITY	BT	WRAS	DVGW	PAP	FLOAT
Model	Soft start	Cold Rinse	PS + FS	Electronic timer+ thermostat System	Connectivity (HACCP)	Break tank	Wras	DVGW	Booster pump	Probes Lack det. and rinse aid
BOTTLE COMBI LUX PLUS	●	€	€	●	€	●	€	€	●	€
BOTTLE COMBI LUX PLUS DA	●	----	----	●	€	----	----	----	●	€
BOTTLE COMBI LUX HR PLUS	●	----	----	●	€	●	----	----	●	€
BOTTLE COMBI LUX HR PLUS DA	●	----	----	●	€	----	----	----	●	€

CONNECTIVITY Includes HACCP option. 10 year plan





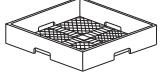
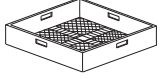
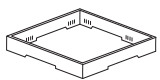
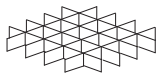
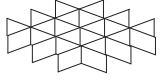
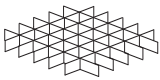
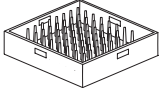
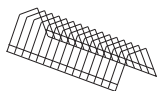

DVGW Components prescribed by DVGW on request (check option compatibility with the manufacturer)

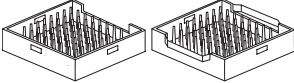
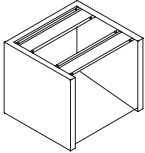
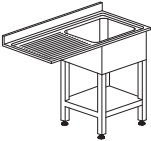
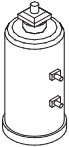

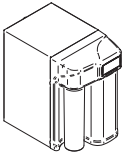
SOFT START Progressive start of the wash pump

Option compatibility to be confirmed by the manufacturer after verification

BOTTLE COMBI LUX PLUS

ACCESSORIES

	Description	Capacity	Dimensions	Code
	NARROW MESH BOTTLES BASKET	12 bottles	500x500x205 H	C 140
	SLOPED GLASS BASKET	Ø 100 max	500x500x200 H	C 26
	REUSABLE CUP BASKET	5x5 Glass 30 < Ø < 90 mm H max 185 mm	500x500x235 H	C 135 
	NARROW MESH CUTLERY BASKET		500x500x106 H	C 41
	LARGE MESH BASKET	For glasses	500x500x105 H	C 44
	HOLDER FOR GLASS SUPPORT	For glass support (C112-C113-C114)	500x500x50 H	C 111
	GLASS SUPPORT	5x5 Glass Ø 87 mm (C111)	500x500x50 H	C 112
	GLASS SUPPORT	4x4 Glass Ø 110 mm (C111)	500x500x50 H	C 113
	GLASS SUPPORT	6x6 Glass Ø 72 mm (C111)	500x500x50 H	C 114
	PLATE BASKET	18 plates	500x500x105 H	C 40
	SAUCER HOLDER	14 saucers	300x100x90 H	10728
	CUTLERY BASKET		Ø 120x120 H	15060

	Description	Capacity	Dimensions	Code	
	GASTRONORM TRAYS BASKET	6 pcs, max. depth 25 mm	500x500x105 H 500x500x105 H	C 43 C 43/B	
	SUPPORT	Stainless steel stand	592x535x500 H	999900517	
	SINK UNIT FOR UNDER-COUNTER MODELS	Sink 500x400x300H	1200x700x850 H	K 5/20 *	
	WATER SOFTENER	12 l	Ø 200x500 H	DEP 12	
	AUTOMATIC WATER SOFTENER	12 l (max 800 l)	315x510x685 H	DEP 12-AUT	
	OSMOSIS	230 V 50 Hz - 250 W 5° C - 30° C Flow rate 240 l/h Not suitable for machine with integrated water softener Special basket dotation	270x411x451 H 18 Kg	K OS240	

* Wooden cage +2% minimum + €
Special dimensions for tables upon request
Tables shown in right-to-left version



KROMO ALI GROUP SRL

Via Mestre, 3
31033 Castelfranco Veneto (TV)
T: +39 0423 734580
E: kromo@kromo-ali.com

SERVICE:

T: +39 0423 734593
E: service@kromo-ali.com

www.kromo-ali.com

Edition 10.2024

an Ali Group Company



The Spirit of Excellence