



# HOOD 70

LAVE-VAISSELLE À CAPOT  
ROBUSTES ET ESSENTIELS

**KROMO**  
YOUR SMART WASH



# HOOD 70

LAVE-VAISSELLE À CAPOT  
ROBUSTES ET ESSENTIELS



Vous nous l'avez demandé, nous vous avons écouté! Nous sommes ravis de vous présenter notre toute nouvelle gamme HOOD 70. Ces lave-vaisselle à capot robustes et essentiels ont tout simplement du sens. Rien n'est superflu: une solide structure en acier inoxydable avec capot

en simple paroi, cuve inclinée, bras innovants et légers, températures contrôlées et, seulement si nécessaire, doseur de détergent et pompe de vidange. Laver, rincer, redémarrer. C'est vraiment aussi simple que ça!



## VERSION ÉLECTRONIQUE

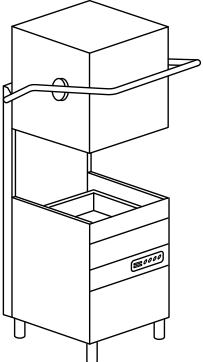





Le panneau de commande intuitif à LED du modèle HOOD 70 L affichera si les températures correctes de la cuve et du surchauffeur ont été atteintes. Vous pouvez choisir parmi 3 programmes de lavage différents pour parfaitement adapter les performances de la machine au type de vaisselle à nettoyer.

## CARACTÉRISTIQUES

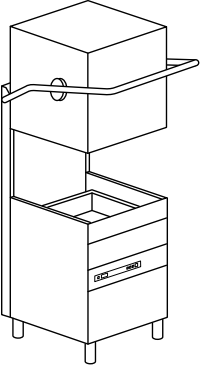





- 1 cycle de lavage (HOOD 70)
- 3 cycles de lavage (HOOD 70 L)
- Cycle d'autonettoyage sur la version électronique (HOOD 70 L)
- Thermomètres cuve et surchauffeur
- Marche/arrêt à fermeture/ouverture du capot
- Cuve emboutie
- Système innovant de bras de lavage et de rinçage regroupés en polypropylène et fibre de verre
- Filtres de protection cuves en polypropylène standard
- Filtre pompe
- Doseur de produit de rinçage de série
- Support panier facilement amovible
- Installation en ligne ou en angle

# HOOD 70

LAVE-VAISSELLE À CAPOT  
ROBUSTES ET ESSENTIELS

Model		Voltage	Capacity	Dimensions	Code
<b>HOOD 70</b>	1 PROGRAM				
	<p><b>New</b></p> <p><b>RACK EQUIPMENT</b></p> <p>1 X C40 1 X C44 1 X 15060</p> 	<p>400 V 3N ~ 50 Hz 6,55 kW</p>	<p> 355 H</p> <p> Ø 410</p> <p> 500x500</p>	<p>720x735x 1445/1880 H 100 kg</p> <p> 530x325x25 H</p>	<b>HOOD 70</b>

**X** With special basket to be ordered

Model		Voltage	Capacity	Dimensions	Code
<b>HOOD 70 L</b>	3 PROGRAMS				
	<p><b>NEW</b></p> <p>RACK EQUIPMENT</p> <p>1 X C40 1 X C44 1 X 15060</p> 	<p>400 V 3N ~ 50 Hz 6,55 kW</p>	<p> 355 H</p> <p> Ø 410</p> <p> 500x500</p>	<p>720x735x 1445/1880 H 100 kg</p> <p> GN 1/1</p> <p>530x325x25 H</p>	<b>HOOD 70 L</b>

## OPTIONS

		PS	DDE	DB	TS	DF
Model	380-415 V 3N 50 Hz	Drain Pump	Detergent Dispenser	Rinse-Aid Dispenser	thermostop System	Surface Filters Kit
<b>HOOD 70</b>	●	€	€	●	●	●
<b>HOOD 70 L</b>	●	€	€	●	●	●

- Standard
- Not available
- L** LED electronic




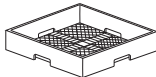
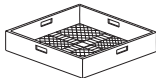
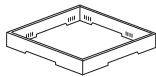
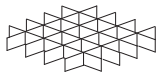
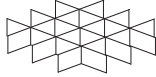

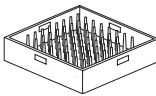
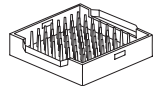

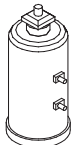
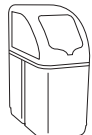
EAC label upon request

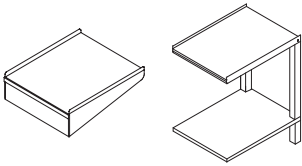
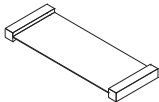
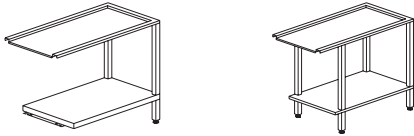
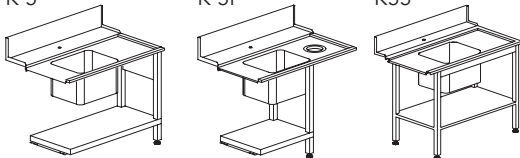
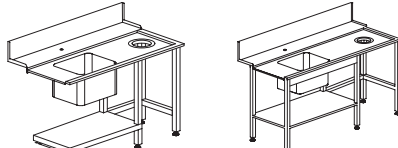
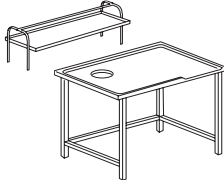
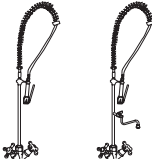
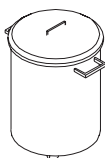
Water supply 55 °C





# HOOD 70

	Description	Capacity	Dimensions	Code	
	SLOPED GLASS BASKET	Ø 100 max	500x500x200 H	<b>C 26</b>	
	REUSABLE CUP BASKET	5x5 Glass 30 < Ø < 90 mm H max 185 mm	500x500x235 H	<b>C 135</b> 	
	NARROW MESH CUTLERY BASKET		500x500x106 H	<b>C 41</b>	
	LARGE MESH BASKET	For glasses	500x500x105 H	<b>C 44</b>	
	HOLDER FOR GLASS SUPPORT	For glass support (C112-C113-C114)	500x500x50 H	<b>C 111</b>	
	GLASS SUPPORT	5x5 Glass Ø 87 mm (C111)	500x500x50 H	<b>C 112</b>	
	GLASS SUPPORT	4x4 Glass Ø 110 mm (C111)	500x500x50 H	<b>C 113</b>	
	GLASS SUPPORT	6x6 Glass Ø 72 mm (C111)	500x500x50 H	<b>C 114</b>	
	PLATE BASKET	18 plates	500x500x105 H	<b>C 40</b>	
	GASTRONORM TRAYS BASKET	6 pcs, max. depth 25 mm	500x500x105 H	<b>C 43/B</b>	
	CUTLERY BASKET		Ø 120x120 H	<b>15060</b>	
	WATER SOFTENER	12 l	Ø 200x500 H	<b>DEP 12</b>	
	AUTOMATIC WATER SOFTENER	12 l (max 800 l)	315x510x685 H	<b>DEP 12-AUT</b>	

	Description	Capacity	Dimensions	Code	
	SHELF	Only for exit	600x510	<b>K 2ME</b>	
	TABLE		650x510x860 H	<b>K 4/65</b>	
	HOOD CONNECTION SHELF			<b>KIT DUO</b>	
K 4/70 B - K 4/120 B 	K 4B	TABLE	700x590x860 H 1200x590x860 H 1200x590x860 H	<b>K 4/70B</b> <b>K 4/120B</b> <b>K 4B</b>	
K 5 	K 5F K55	Sink 500x400x270 H	1200x730x860 H 1200x730x860 H 1200x730x860 H	<b>K 5</b> <b>K 5F</b> <b>K 55</b>	
K 8 	K 8 E - K 9	Sink 500x400x270 H	1500x730x860 H 1500x730x860 H 1800x730x860 H	<b>K 8</b> <b>K 8E</b> <b>K 9</b>	
	SHELF		1515x620x660 H 2315x620x660 H	<b>K 7M16 *</b> <b>K 7M24 *</b>	
	GRADING TABLE WITH RUBBER RING	Waste hole and special dimensions upon request	1600x1000x850 H 2400x1000x850 H	<b>K 7A/1600 *</b> <b>K 7A/2400 *</b>	
	FLEXIBLE SHOWER complete with mixing group and lever tap, to be fixed to the wall		1000 H	<b>K 1</b>	
	FLEXIBLE SHOWER complete with mixing group and lever tap, to be fixed to the wall and intermediate tap		1000 H	<b>K 1HR</b>	
	STAINLESS STEEL WASTE BIN	Basic model	Ø 400x570 H	<b>K 7/1</b>	
		With wheels	Ø 400x570 H	<b>K 7/2</b>	
		With wheels and pedal board	Ø 400x570 H	<b>K 7/3</b>	

\* Wooden cage +2% minimum + €

Special dimensions for tables upon request

Tables shown in right-to-left version





**KROMO ALI GROUP SRL**

Via Mestre, 3  
31033 Castelfranco Veneto (TV)

T: +39 0423 734580  
kromo@kromo-ali.com

**SERVICE:**

T: +39 0423 734593  
E: service@kromo-ali.com

[www.kromo-ali.com](http://www.kromo-ali.com)

Edition 05.2024

an Ali Group Company



The Spirit of Excellence