



# HOOD 800-110

SINGLE SKIN HOOD-TYPE  
DISHWASHERS

**KROMO**  
YOUR SMART WASH

# HOOD 800 - 110

SINGLE SKIN HOOD-TYPE  
DISHWASHERS



The Kromo hood-type dishwashers offer a wide range of models, from the ones that can be equipped with the most advanced options, to the most innovative types, designed with avant-garde electronics and with all options included. Our products have evolved together with our experience and our customers' hints and insights.

Therefore we are able to produce tailor-made models that fulfil our final customers' criteria of functionality, reliability and versatility. Our aim is to reduce consumptions in terms of energy, water and chemical products, therefore granting the final user global savings, but also less pollution and waste of natural resources.



## TOUCH PANEL

The LED panel displays the temperatures of both tank and boiler, the wash cycle and status and eventual main alarm codes for malfunctions. There are four wash cycles available. These innovations are designed to provide Kromo's customers with even more user friendly machines, maintaining the same high performances.

## FEATURES HOOD 800 / HOOD 110

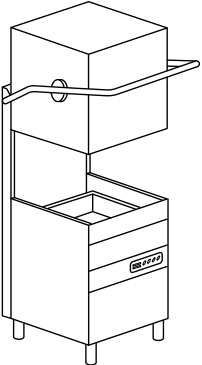




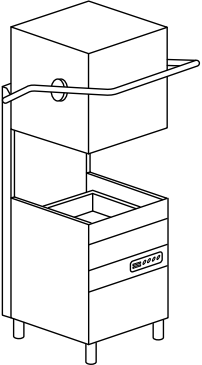




- Two wash cycles
- HOOD operating start/stop functions
- Tank deep-formed bottom
- Pump filter
- Built-in rinse-aid pump
- Tank and boiler thermometres
- Easily removable basket support
- Linear or corner layouts
- Innovative system of coupled wash and rinse arms in polypropylene and fiber of glass (HOOD 800)
- Independent stainless steel wash arms and polypropylene and fiber of glass rinse arms (HOOD 110)
- Surface filters in polypropylene (HOOD 800)
- S/S surface filters (HOOD 110)
- Built-in water softener available (HOOD 110)

## FEATURES HOOD 800 T / HOOD 110 T

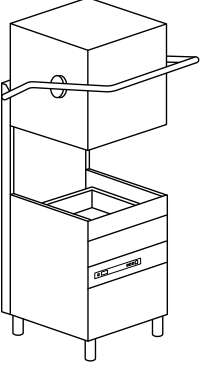





- Easy and intuitive LED control panel
- Four wash cycles
- HOOD operating start/stop functions
- Tank deep-formed bottom
- Built-in rinse-aid pump
- Tank and boiler thermometres
- Surface filters
- Easily removable basket support
- Linear or corner layouts
- Self-cleaning cycle
- Innovative system of coupled wash and rinse arms in polypropylene and fiber of glass (HOOD 800 T)
- Independent stainless steel wash arms and polypropylene and fiber of glass rinse arms (HOOD 110 T)
- Surface filters in polypropylene (HOOD 800 T)
- S/S surface filters (HOOD 110 T)
- Automatic built-in water softener available (HOOD 110 T)

# HOOD 800 - 110

SINGLE SKIN HOOD-TYPE  
DISHWASHERS

Model		Voltage	Capacity	Poids	Code
<b>HOOD 800</b>	2 PROGRAMS				
	<p>RACK EQUIPMENT</p> <ul style="list-style-type: none"> <li>2 X C40</li> <li>1 X C44</li> <li>2 X 15060</li> </ul> 	400 V 3N ~ 50 Hz 6,9 kW	 Ø 410  500x500	720x735x 1445/1880 H 100 kg  GN 1/1 530x325x25 H	<p><b>HOOD 800</b></p>
<b>HOOD 110</b>	2 PROGRAMS				
	<p>RACK EQUIPMENT</p> <ul style="list-style-type: none"> <li>2 X C40</li> <li>1 X C44</li> <li>2 X 15060</li> </ul> 	400 V 3N ~ 50 Hz 10,2 kW	 Ø 410  500x500	720x735x 1445/1880 H 100 kg  GN 1/1 530x325x25 H	<p><b>HOOD 110</b></p> <p><b>HOOD 110 D</b></p>

**X** With special basket to be ordered

Model		Voltage	Capacity	Poids	Code
<b>HOOD 800 T</b>	ELECTRONIC 4 PROGRAMS				
	<p>RACK EQUIPMENT</p> <ul style="list-style-type: none"> <li>2 X C40</li> <li>1 X C44</li> <li>2 X 15060</li> </ul> 	<p>400 V 3N ~ 50 Hz 6,9 kW</p>	<p>Ø 410</p>  <p>500x500</p>	<p>720x735x 1445/1880 H 100 kg</p> <p>GN 1/1</p> <p>530x325x25 H</p>	<b>HOOD 800 T</b>
					<b>HOOD 800 T DA</b>
<b>HOOD 110 T</b>	ELECTRONIC 4 PROGRAMS				
	<p>RACK EQUIPMENT</p> <ul style="list-style-type: none"> <li>2 X C40</li> <li>1 X C44</li> <li>2 X 15060</li> </ul> 	<p>400 V 3N ~ 50 Hz 10,2 kW</p>	<p>Ø 410</p>  <p>500x500</p>	<p>720x735x 1445/1880 H 100 kg</p> <p>GN 1/1</p> <p>530x325x25 H</p>	<b>HOOD 110 T</b>
					<b>HOOD 110 T DA</b>

# HOOD 800 - 110

SINGLE SKIN HOOD-TYPE  
DISHWASHERS

## OPTIONS

Model							XP	PS	DDE
	220-240 V 50 Hz	380-415 V 3N 50 Hz	220-240 V 3 50 Hz	380-415 V 3 50 Hz	440 V 3 60 Hz	60 Hz	Extra Power	Drain Pump	Detergent Dispenser
<b>HOOD 800</b>	€	●	□	----	----	€	€	€	€
<b>HOOD 110 *</b>	€	●	□	----	----	€	€	€	€
<b>HOOD 110 D</b>	€	●	□	----	----	€	€	€	€
<b>HOOD 800 T</b>	€	●	□	----	----	€	€	€	€
<b>HOOD 800 T DA</b>	€	●	□	----	----	€	€	€	€
<b>HOOD 110 T</b>	€	●	□	----	----	€	€	€	€
<b>HOOD 110 T DA</b>	€	●	□	----	----	€	€	€	€

- Standard
- Upon request
- Not available
- D** Built-in water softener
- DA** Built-in automatic water softener
- T** Soft touch panel
- \* Construction according to UL-NSF standards upon request

EAC label upon request

Water supply 55 °C (not on HR version)

	DB	DBE	TS	BT	WRAS	DVGW	PAP	DF
Model	Rinse-Aid Dispenser	Peristaltic Rinse-Aid Disp.	Electr. Timer +Thermostop	Break Tank	Wras	DVGW	Booster Pump	Surface Filters Kit
<b>HOOD 800</b>	●	€	●	€	€	€	€	●
<b>HOOD 110 *</b>	●	€	●	€	€	€	€	●
<b>HOOD 110 D</b>	●	€	●	----	----	----	€	●
<b>HOOD 800 T</b>	●	€	●	€	€	€	€	●
<b>HOOD 800 T DA</b>	●	€	●	----	----	----	€	●
<b>HOOD 110 T</b>	●	€	●	€	€	€	€	●
<b>HOOD 110 T DA</b>	●	€	●	----	----	----	€	●

**230-240 V 50 HZ** For HOOD 110 total power 7,2 kW upon request

**XP** In case of cold water supply for rinse (8-55 °C) and without any heat recovery, the extra power option is mandatory. +3000 W with standard voltage only, for other voltages please contact us. In case of cold water supply for rinse (8-15 °C), We recommend the heat recovery option, if available on the selected model



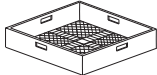
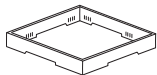

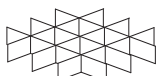

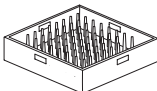
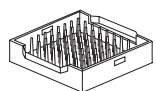

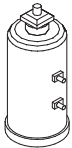
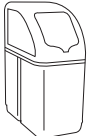
**BT - WRAS - DVGW** Booster pump included.

**DVGW** Components prescribed by DVGW on request (check option compatibility with the manufacturer)

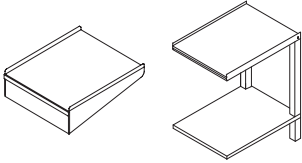
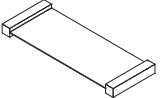
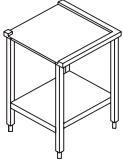
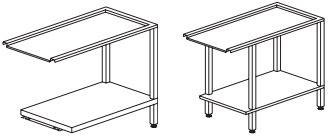
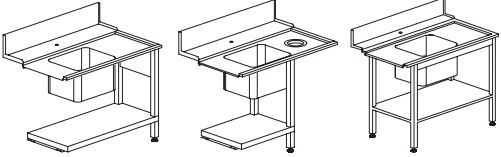
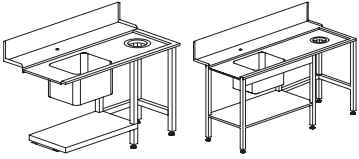
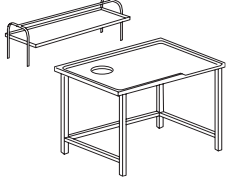

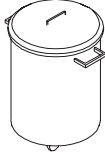
Option compatibility to be confirmed by the manufacturer after verification.

# HOOD 800 - 110

## ACCESSORIES

	Description	Capacity	Poids	Code	
	SLOPED GLASS BASKET	Ø 10 max	500x500x200 H	<b>C 26</b>	
	GLASS BASKET WITH GLASS SUPPORT AND ANTI-TIPPING LID		500x500x235 H	<b>C 135</b>	
	LARGE MESH BASKET	For glasses	500x500x105 H	<b>C 44</b>	
	HOLDER FOR GLASS SUPPORT	For glass support (C112-C113-C114)	500x500x50 H	<b>C111</b>	
	GLASS SUPPORT	5x5 Glass Ø 87 mm (C111)	500x500x50 H	<b>C 112</b>	
	GLASS SUPPORT	4x4 Glass Ø 110 mm (C111)	500x500x50 H	<b>C 113</b>	
	GLASS SUPPORT	6x6 Glass Ø 72 mm (C111)	500x500x50 H	<b>C 114</b>	
	PLATE BASKET	18 Plates	500x500x105 H	<b>C 40</b>	
	GASTRONORM TRAYS BASKET	6 pcs max depth 25mm	500x500x105 H	<b>C 43/B</b>	
	CUTLERY BASKET	Standard (2 pcs)	Ø 120x120 H	<b>15060</b>	
	WATER SOFTENER	12 l	Ø 200x500 H	<b>DEP 12</b>	
	AUTOMATIC WATER SOFTENER	12 l (max 800 l)	315x510x685 H	<b>DEP 12-AUT</b>	



	Description	Capacity	Poids	Code	
	SHELF	Only for exit	600x510	<b>K 2ME</b>	
	TABLE		650x510x860 H	<b>K 4/65</b>	
	HOOD CONNECTION SHELF			<b>KIT DUO</b>	
	CORNER TABLE		590x590x860 H	<b>K 2ANG</b>	
	TABLE		700x590x860 H	<b>K 4/70B</b>	
			1200x590x860 H	<b>K 4/120B</b>	
			1200x590x860 H	<b>K 4B</b>	
		Sink 500x400x270 H	1200x730x860 H	<b>K 5</b>	
			1200x730x860 H	<b>K 5F</b>	
			1200x730x860 H	<b>K 55</b>	
		Sink 500x400x270 H	1500x730x860 H	<b>K 8</b>	
			1500x730x860 H	<b>K 8E</b>	
			1800x730x860 H	<b>K 9</b>	
	SHELF	Waste hole and special dimensions upon request	1515x620x660 H	<b>K 7M16*</b>	
	GRADING TABLE WITH RUBBER RING		2315x620x660 H	<b>K 7M24*</b>	
	FLEXIBLE SHOWER complete with mixing group and lever tap, to be fixed to the wall		1000 H	<b>K 1</b>	
	FLEXIBLE SHOWER complete with mixing group and lever tap, to be fixed to the wall and intermediate tap		1000 H	<b>K 1HR</b>	
	STAINLESS STEEL WASTE BIN	Basic model	Ø 400x570 H	<b>K 7/1</b>	
		With wheels	Ø 400x570 H	<b>K 7/2</b>	
		With wheels and	Ø 400x570 H	<b>K 7/3</b>	

\* Wooden cage +2% minimum + €

Special dimensions for tables upon request

Tables shown in right-to-left version



**KROMO ALI GROUP SRL**

Via Mestre, 3  
31033 Castelfranco Veneto (TV)  
T: +39 0423 734580  
F: +39 0423 734581  
[kromo@kromo-ali.com](mailto:kromo@kromo-ali.com)

**SERVICE:**

T: +39 0423 734593  
F: +39 0423 734592  
E: [service@kromo-ali.com](mailto:service@kromo-ali.com)

[www.kromo-ali.com](http://www.kromo-ali.com)

Edition 05.2023

an Ali Group Company



The Spirit of Excellence