



LK
CONVEYOR
CRATE WASHERS

KROMO
YOUR SMART WASH




Kromo conveyor crate-washers are the perfect answer for all those sectors in the food industry dealing with heavy workloads on a daily basis: large bakeries and pastry shops, meat or fish industry, catering services, commercial kitchens, airport facilities.

Our LK and LK-HD lines have been designed to offer our clients a comprehensive solution, tailored to their needs and work habits.

Our conveyor crate-washers line offers the possibility to choose among six highly customizable models, which however maintain some of the distinctive features of the Kromo brand, such as the usable belt width of 640 mm, usable height of 450 mm and a constant monitoring of operation temperatures and wash results.

All this while preserving limited dimensions, lower than the market average at an equal production capacity: with LK and LK-HD machines it is possible to wash even big or non-standard baskets, thanks to the addition of dedicated neutral zones between modules. Optimal wash results are always Kromo's main goal. What else to say, other than just try our LK and LK-HD models?



FEATURES

STANDARD

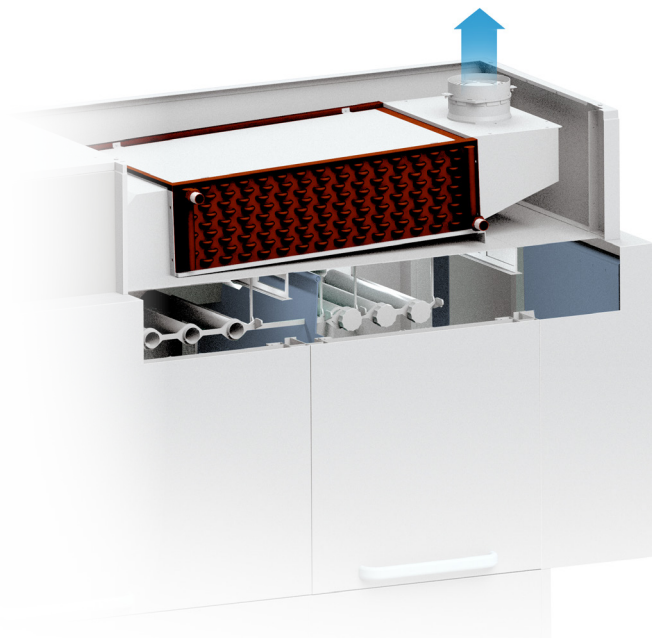
- SMART DRIVE 5-speed advancement system
- 710 mm wide conveyor with usable width of 640 mm
- Standard crates belt
- TFT 5.7" display and soft touch keyboard
- Frequently used keys shortcut and menu language setting
- Constant monitoring of key operations
- IPX5 electronic board
- Alarms and events report
- Autotimer
- Centralized 1-DRAIN and automatic AD drain, with total or partial emptying of the tanks
- Independent and adjustable wash arms
- Use economizers
- ECO-DET Detergent economizer
- ACID PROOF Radial wash tanks in AISI 316 stainless steel inclined to provide complete drainage of the wash water
- ACID PROOF stainless steel boilers in AISI 316, fully insulated to reduce thermal loss
- S/S surface filters CLEAN+ to protect the wash tanks as well as the wash pump
- Double-skin, insulated and counterbalanced doors, equipped with anti drop safety system
- THERMO BARRIER system for comfort in use
- Predisposition for Kromo rinse-aid and detergent dispensers connection
- Vertical self-cleaning pumps
- Reinforced double rinse 2R+, improved efficiency with lower consumption
- CPF System: Controlled Pressure Flow
- Water, energy consumptions and working time control system
- Possible working modes for dryer unit: all off, only fan, half power 4,5 kW + fan, total power 9 kW + fan
- Peak-cut for dosing included
- Estimated consumption readout

THERMO BARRIER

Our state of the art doors offer three main advantages: improved insulation of the washing chamber to maintain a constant temperature, reduction of power consumptions for boiler heating elements, and a decrease of humid vapour dispersed in the environment.

ACID PROOF

Our machines benefit from maximum protection against aggressive cleaning agents and salty water, thanks to the special composition and quality of the steel used for construction, both outdoing market standards. AISI 316 steel is indeed mainly employed in specific conditions of temperature and chemicals concentrations.



CLEAN+

The tank filtration system by Kromo ensures three protection modules: the first removing persistent dirt, the second on the overall tank to prevent water contamination and a third filter system to protect components.

CPF

This simple device allows to easily adjust water pressure in the prewash or wash phase in accordance to one's needs. By pulling the dedicated lever, it is possible to decrease water flow through nozzles of upper/lower wash arms.

OPTIONS

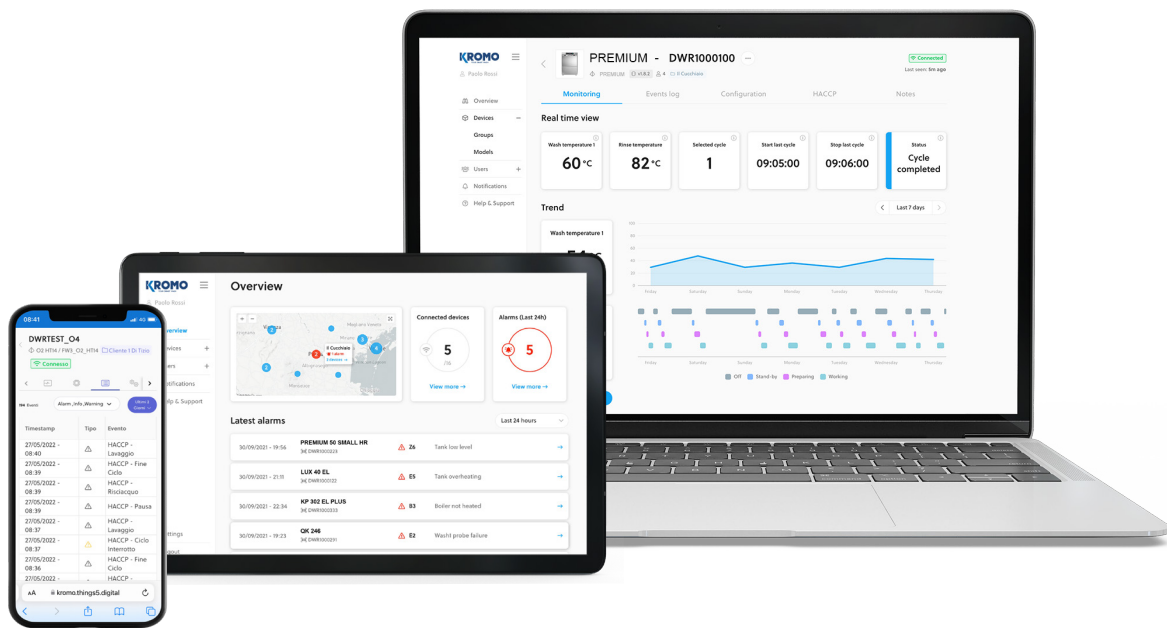
- Double belt or lower belt conveyor available
- Double skin shelf or dryer module
- Steam condenser
- 3 models of heat recovery to be chosen
- Dispensers kit with peristaltic pump, for detergent as well as rinse-aid
- Delivery in 2 or more parts, to ease installation operations
- Automatic self-cleaning of the machine available, with dedicated booster pump on request
- Thermal and acoustic insulation
- Tank insulation
- Heavy duty belt
- Break tank and booster pump
- Dedicated space for detergent and rinse-aid jugs
- S/S pumps
- Extra power in the boiler
- CONNECTIVITY remote control compliant with the HACCP norms

CONNECTIVITY 4.0

WHEREVER YOU ARE...

YOUR DISHWASHER, JUST A CLICK AWAY

You will be constantly connected to the machine to monitor the work phases, review any eventual alarm and configure remotely the operating parameters according to your needs. Compliant with HACCP norms. Compliant with HACCP norms.



View all the working parameters and event records, working hours and any problem at any time.



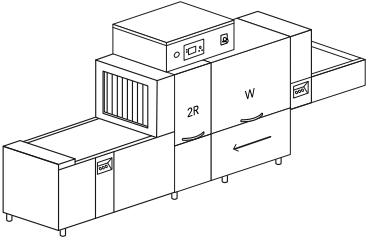

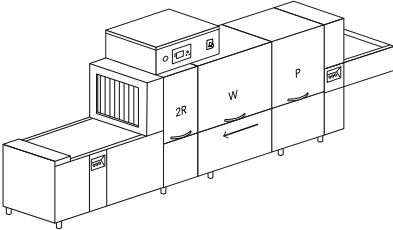

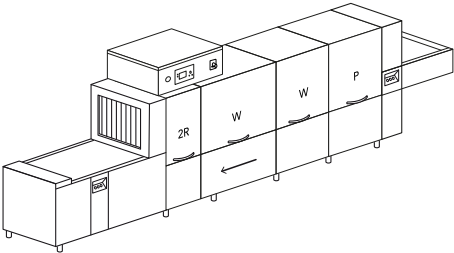

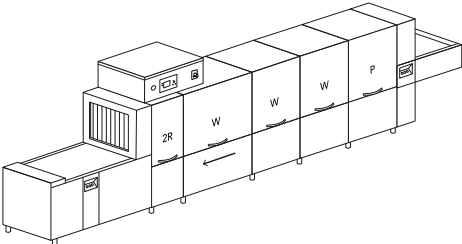

In case of problem, the machine promptly alerts you. The technician can intervene remotely to solve the problem or anticipate the needed parts for an on-site intervention.

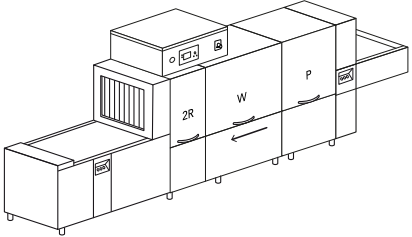

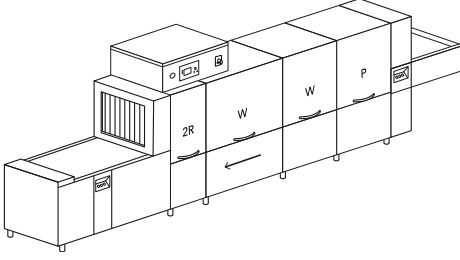



A daily activity report is available with all the events related to the dishwasher in a detailed spreadsheet with HACCP data.



Our Connectivity system is a revolutionary device limiting and facilitating the eventual intervention of a technician who can anticipate the necessary parts to be replaced, saving time and money.

Model	Voltage	Capacity	Dimensions	Code
LK 5010 5 SPEEDS				
	400 V 3N ~ 50 Hz 31,5 kW	 640x450 H belt width — 710 —	4900x985x1860/2200 H 625 kg	LK 5010
	400 V 3N ~ 50 Hz 2,5 kW 48 kg/h	usable width — 640 — 2,20-3,45 m/min		LK 5010 V
LK 7510 5 SPEEDS				
	400 V 3N ~ 50 Hz 36,5 kW	 640x450 H belt width — 710 —	5800x985x1860/2200 H 775 kg	LK 7510
	400 V 3N ~ 50 Hz 4,5 kW 52 kg/h	usable width — 640 — 3,25-5,10 m/min		LK 7510 V
LK 10010 5 SPEEDS				
	400 V 3N ~ 50 Hz 56,5 kW	 640x450 H belt width — 710 —	6700x985x1860/2200 H 925 kg	LK 10010
	400 V 3N ~ 50 Hz 6,5 kW 82 kg/h	usable width — 640 — 4,45-6,95 m/min		LK 10010 V
LK 12510 5 SPEEDS				
	400 V 3N ~ 50 Hz 74,5 kW	 640x450 H belt width — 710 —	7600x985x1860/2200 H 1075 kg	LK 12510
	400 V 3N ~ 50 Hz 8,5 kW 108 kg/h	usable width — 640 — 5,27-8,23 m/min		LK 12510 V

Model	Voltage	Capacity	Dimensions	Code
LK 8510 HD 5 SPEEDS				
	400 V 3N ~ 50 Hz 34,92 kW	 640x450 H belt width — 710 —	6200x985x1860/2200 H 790 kg	LK 8510 HD
	400 V 3N ~ 50 Hz 4,42 kW 50 kg/h	usable width — 640 — 1,4-2,15 m/min		LK 8510 HD V
LK 11010 HD 5 SPEEDS				
	400 V 3N ~ 50 Hz 52,42 kW	 640x450 H belt width — 710 —	7500x985x1860/2200 H 1050 kg	LK 11010 HD
	400 V 3N ~ 50 Hz 6,42 kW 76 kg/h	usable width — 640 — 1,95-3 m/min		LK 11010 HD V

- P** Prewash
- W** Power wash
- 2R** Pre-rinse + rinse on module
- V** Steam-heated

Option compatibility to be confirmed by the manufacturer after verification

OPTIONS

Model	220-240 V 3 50 Hz	380-415 V 3N 50 Hz	60 Hz	PRE DOS Kromo disp. connections	DDE-GROUP Dispensers kit	DOS/S Dispenser with probe	SAN Sanitization	PAP-SAN Booster pump sanitization	DWI Thermo-acoustic insulation
LK 5010	+ 2%	●	+ 3%	●	€	€	€	€	€
LK 5010 V	+ 1%	●	+ 3%	●	€	€	€	€	€
LK 7510	+ 2%	●	+ 3%	●	€	€	€	€	€
LK 7510 V	+ 1%	●	+ 3%	●	€	€	€	€	€
LK 10010	+ 2%	●	+ 3%	●	€	€	€	●	€
LK 10010 V	+ 1%	●	+ 3%	●	€	€	€	●	€
LK 12510	+ 2%	●	+ 3%	●	€	€	€	●	€
LK 12510 V	+ 1%	●	+ 3%	●	€	€	€	●	€
LK 8510 HD	+ 2%	●	+ 3%	●	€	€	€	€	€
LK 8510 HD V	+ 1%	●	+ 3%	●	€	€	€	€	€
LK 11010 HD	+ 2%	●	+ 3%	●	€	€	€	●	€
LK 11010 HD V	+ 1%	●	+ 3%	●	€	€	€	●	€

- Standard
- Upon request
- DDE-GROUP** Both detergent (with probe) and rinse-aid dispensers included
- PAP-SAN** Standard pump for models LK 1001, LK 1251 and LK 1101 HD
- DIV** Compulsory for machines > 4,5 m length
- BT** Booster pump included
- CONNECTIVITY** Includes HACCP option. 10-year plan
- DWI** Insulation option for the tunnel only, dryer excluded. Shelf dryer can be insulated upon request
- DWI-DWI/T** Recommended with KHRF10 - KHRF20 - KHRPF40
- XP** In case of cold water supply for rinse (8-55 °C) and without any heat recovery, the extra power option is mandatory. In case of cold water supply for rinse (8-15 °C), we recommend the heat recovery option

EAC label upon request

Option compatibility to be confirmed by the manufacturer after verification

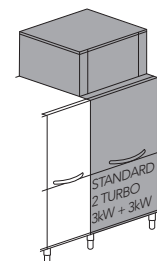
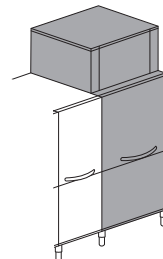
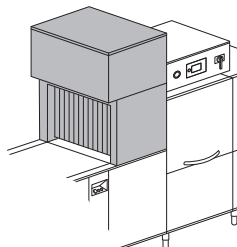
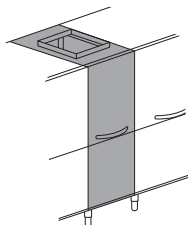
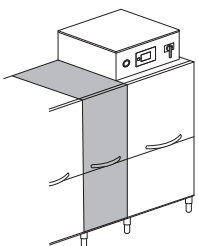
	DWI / T	CONNECTIVITY	XP	PAP	DRIVE	PI	1-DRAIN	ECO-DET	X-BELT	DIV	BT
Model	Tanks insulation	Connectivity (HACCP)	Extra power	Booster pump	Smart drive	S/S pumps	Centralized drain	Detergent saving system	Special belt	Price per division	Break tank
LK 5010	€	€	€	€	●	€	●	●	+ 7%	€	€
LK 5010 V	€	€	q	€	●	€	●	●	+ 7%	€	€
LK 7510	€	€	€	€	●	€	●	●	+ 7%	€	€
LK 7510 V	€	€	€	€	●	€	●	●	+ 7%	€	€
LK 10010	€	€	€	€	●	€	●	●	+ 7%	€	€
LK 10010 V	€	€	€	€	●	€	●	●	+ 7%	€	€
LK 12510	€	€	€	€	●	€	●	●	+ 7%	€	€
LK 12510 V	€	€	□	€	●	€	●	●	+ 7%	€	€
LK 8510 HD	€	€	€	€	●	€	●	●	+ 7%	€	€
LK 8510 HD V	€	€	€	€	●	€	●	●	+ 7%	€	€
LK 11010 HD	€	€	€	€	●	€	●	●	+ 7%	€	€
LK 11010 HD V	€	€	€	€	●	€	●	●	+ 7%	€	€

OPTIONS

	NZ3	NZ6	NZH6	KDRF69	KDRF6V	ID	KDRF99M	KDRF9VM	KDRF99MB	KDRF99MB1
Model	Neutral zone 300	Neutral zone 600	Neutral zone for dryer 600	Shelf dryer	Steam heated shelf dryer	Double skin for shelf dryer	Module dryer	Steam heated dryer module	Dryer module with blowers	Dryer module with blowers
LK 5010	€	€	€	€	----	€	€	----	€	€
LK 5010 V	€	€	€	€	€	€	€	€	€	€
LK 7510	€	€	€	€	----	€	€	----	€	€
LK 7510 V	€	€	€	€	€	€	€	€	€	€
LK 10010	€	€	€	€	----	€	€	----	€	€
LK 10010 V	€	€	€	€	€	€	€	€	€	€
LK 12510	€	€	€	€	----	€	€	----	€	€
LK 12510 V	€	€	€	€	€	€	€	€	€	€
LK 8510 HD	€	€	€	€	----	€	€	----	€	€
LK 8510 HD V	€	€	€	€	€	€	€	€	€	€
LK 11010 HD	€	€	€	€	----	€	€	----	€	€
LK 11010 HD V	€	€	€	€	€	€	€	€	€	€

- Not available
- NZ3** Recommended to wash long baskets
- NZ6** Recommended to wash long baskets. Module equipped with a front door
- NZH6** Recommended for dryers with blowers
- U-AIR** Proximity air nozzles available on every dryer module
- ID** Recommended option for KDRF69 and KDRF6V. Only for dryer on shelf
- HD+BELT** For each dryer module and neutral zone, the extra price is + €.

With osmotic water supply and electrical conductivity lower than 200 microsiemens, it is mandatory to install a stainless steel heat exchanger



NZ3 + 300 mm
Neutral zone

NZH6 + 600 mm
Neutral zone with door for dryer

KDRF69 9 kW
Shelf dryer

KDRF99M + 900 mm - 9 kW
Dryer module

KDRF99MB + 900 mm 16,1 kW
Dryer module

NZ6 + 600 mm
Neutral zone with door

KDRF6V
Steam heated shelf dryer

KDRF9VM + 900 mm
Steam heated dryer module

KDRF9VMB + 900 mm 7,1 kW
Steam heated dryer module

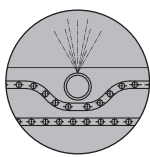
Model	KDRF99MB2 Dryer module with blowers	KDRF9VMB Steam heated dryer module with blowers	KDRF9VMB1 Steam heated dryer module with blowers	KDRF9VMB2 Steam heated dryer module with blowers	U-AIR Proximity air nozzle	KSCF10 Steam conden- ser	KHRF10 Heat recovery	KHRF20 Heat recovery	KHRPF40 Heat recovery	3R Triple rinse	STOCK Chemicals com- partment	HD+BELT Heavy-duty belt
LK 5010	€	----	----	----	€	€	€	----	€	€	€	€
LK 5010 V	€	€	€	€	€	€	€	----	€	€	€	€
LK 7510	€	----	----	----	€	€	€	€	€	€	€	€
LK 7510 V	€	€	€	€	€	€	€	€	€	€	€	€
LK 10010	€	----	----	----	€	€	€	€	€	€	€	€
LK 10010 V	€	€	€	€	€	€	€	€	€	€	€	€
LK 12510	€	----	----	----	€	€	€	€	€	€	€	€
LK 12510 V	€		€	€	€	€	€	€	€	€	€	€
LK 8510 HD	€	----	----	----	€	€	€	€	€	€	€	€
LK 8510 HD V	€	€	€	€	€	€	€	€	€	€	€	€
LK 11010 HD	€	----	----	----	€	€	€	€	€	€	€	€
LK 11010 HD V	€	€	€	€	€	€	€	€	€	€	€	€

KDRF99MB1 - KDRF9VMB1 Lower by-pass belt with blowers. Maximum 1 per machine as an alternative to the double belt

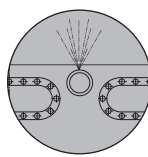
KDRF99MB2 -KDRF9VMB2 Double belt with blowers. Maximum 1 per machine as an alternative to the lowered by-pass belt

KHRF10-KHRF20-KHRPF40 In case of cold water supply for rinse (8-15 °C), we recommend to install the heat recovery system option

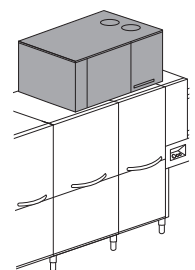
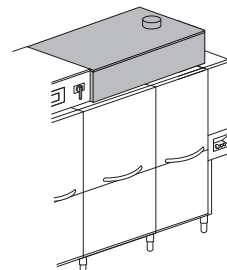
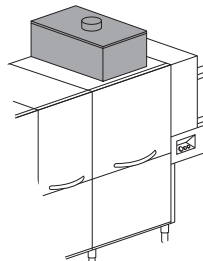
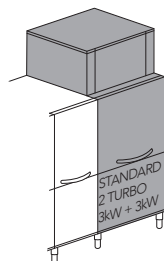
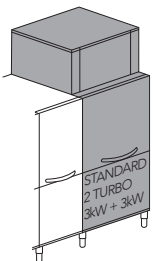
Option compatibility to be confirmed by the manufacturer after verification



with blowers and lowered belt



with blowers and double belt



KDRF99MB1 + 900 mm 16,1 kW **KDRF99MB2** + 900 mm 16,1 kW

Dryer module

Dryer module

KHRF10

Compact heat
recovery

KHRF20

Heat recovery

KHRPF40

Heat recovery
with heat pump

KDRF9VMB1 + 900 mm 7,1 kW **KDRF9VMB2** + 900 mm 7,1 kW

Steam heated
dryer module

Steam heated
dryer module

KSCF10

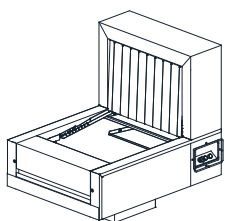
Steam condenser

OPTIONS

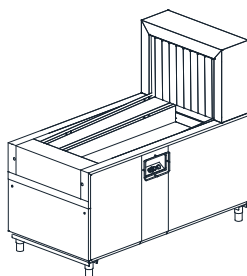
	MI900	MI1200	MIS1200	MI1800	MI2200	MI2700
Model	Entry mod. 900	Entry mod. 1200	Over. entry mod. 1200	Entry mod. 1800	Entry mod. 2200	Entry mod. 2700
LK 5010	€	€	●	€	€	€
LK 5010 V	€	€	●	€	€	€
LK 7510	€	€	●	€	€	€
LK 7510 V	€	€	●	€	€	€
LK 10010	€	€	●	€	€	€
LK 10010 V	€	€	●	€	€	€
LK 12510	€	€	●	€	€	€
LK 12510 V	€	€	●	€	€	€
LK 8510 HD	€	€	●	€	€	€
LK 8510 HD V	€	€	●	€	€	€
LK 11010 HD	€	€	●	€	€	€
LK 11010 HD V	€	€	●	€	€	€

- Standard
- Upon request
- Not available

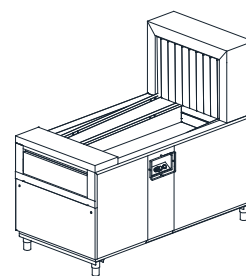
Option compatibility to be confirmed by the manufacturer after verification



Overhanging entry module



Entry module



Exit module

	MIR2700	EM900	EM1200	EM1800	EM2200	EM2700
Model	Lowered entry mod. 2700	Exit mod. 900	Exit mod. 1200	Exit mod. 1800	Exit mod. 2200	Exit mod. 2700
LK 5010	€	□	□	●	€	€
LK 5010 V	€	□	□	●	€	€
LK 7510	€	□	□	●	€	€
LK 7510 V	€	□	□	●	€	€
LK 10010	€	□	□	●	€	€
LK 10010 V	€	□	□	●	€	€
LK 12510	€	□	□	●	€	€
LK 12510 V	€	□	□	●	€	€
LK 8510 HD	€	□	□	●	€	€
LK 8510 HD V	€	□	□	●	€	€
LK 11010 HD	€	□	□	●	€	€
LK 11010 HD V	€	□	□	●	€	€



KROMO ALI GROUP SRL

Via Mestre, 3
31033 Castelfranco Veneto (TV)
T: +39 0423 734580
F: +39 0423 734581
kromo@kromo-ali.com

SERVICE:

T: +39 0423 734593
F: +39 0423 734592
E: service@kromo-ali.com

www.kromo-ali.com

Edition 05.2023

an Ali Group Company



The Spirit of Excellence