



QK LUX

FLIGHT-TYPE DISHWASHERS
WITH 3R+ REINFORCED TRIPLE RINSE


KROMO
YOUR SMART WASH



Big news at KROMO!


We are happy to introduce the "Green" QK LUX! This range has been enhanced and rewarded with the SMART LABEL HOST 2023 award for its functional efficiency. Thanks to innovative pre-rinse and rinse arms, we have achieved exceptional results while maintaining the same performance: 35% water savings compared to previous versions! Added to this innovation is the introduction of new options, including a renewed triple rinse, with osmotic water supply on request, and an improved drying system, which make them flexible, complete and first-class flight-type conveyor dishwashers. As you know, our goal is to minimize the use of envi-

ronmental resources but also your operating costs. Features such as the detergent economizer, the concept of thermal insulation, the CPF system and the double reinforced rinse show KROMO's wish to progress in the search for innovative solutions, ever more profitable and environmental friendly. As always, the KROMO flight-type conveyor dishwashers are available in multiple versions that can be combined with our other ranges (tray washers, rack conveyor dishwashers, transportation systems, etc). Our washing solutions, increasingly efficient over the years, adjust to different requirements while guaranteeing high hygiene standards to ensure optimal sanitation.



FEATURES

STANDARD


- SMART DRIVE 5 speed advancement system
- 710 mm wide conveyor
- Plates belt
- TFT 5.7" display and soft touch keyboard
- Frequently used keys shortcut and menu language setting
- Constant monitoring of key operations
- IPX5 electronic board
- Alarms and events report
- Autotimer
- Centralized 1-DRAIN and automatic AD drain, with total or partial emptying of the tanks
- Wash arms ALL-IN-1
- Use economizer
- ECO-DET detergent economizer
- ACID PROOF radial wash tanks in S/S AISI 316 inclined to provide complete drainage of the wash water
- S/S surface filters CLEAN+ to protect the wash tanks as well as the wash pump
- Double-skin, insulated and counterbalanced doors, equipped with anti-drop safety system
- THERMO BARRIER system for comfort in use
- Predisposition for KROMO rinse-aid and detergent dispensers connection
- Non return valve
- ACID PROOF stainless steel boilers in AISI 316, fully insulated to reduce thermal loss.
- Vertical self-cleaning pumps
-  Reinforced double rinse 2R+, improved efficiency with lower consumption
- CPF System: Controlled Pressure Flow
- Water, energy consumptions and working time control system
- Possible working modes for dryer unit: all off, only fan, half power 4,5 kW + fan, total power 9 kW + fan



OPTIONS


- Five different conveyor belts available, also with cutlery lane
- Different types of dryers: double skin dryer on module (with or without turboblowers) or on shelf (double skin on request)
- **NEW:** Double skin lateral dryer on shelf: innovative system with upper fan for improved drying results
- Steam condenser
- Three models of heat recovery to be chosen
- **NEW:** Triple reinforced rinse 3R+ for drastically reduced water consumption (with reverse osmosis water on separate module on request)
- AS6 Automatic shower with EASY+ with filter system
- Dispensers kit with peristaltic pump, for detergent as well as rinse-aid
- CONNECTIVITY remote control compliant with the HACCP norms (on request)
- Delivery in two or more parts, to ease installation operations
- Automatic self-cleaning of the machine available, with dedicated booster pump on request
- Tank insulation
- Break tank and booster pump
- Dedicated space for detergent and rinse-aid jugs
- S/S pumps
- Extra power in the boiler

STANDARD BELTS



Standard belt for plates and optional cutlery lane

OPTIONAL BELTS



Special belt for hospitals




Standard belt for glasses



Special belt for thermal trays



Standard belt for trays and utensils

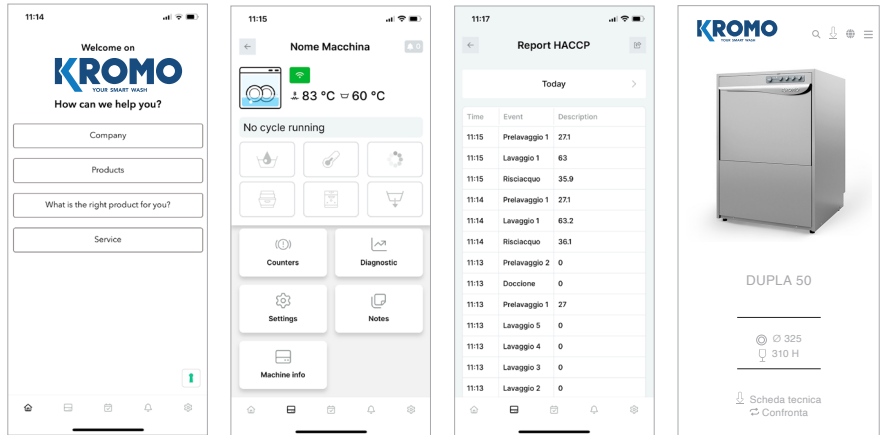


Special belt for in-flight catering

CONNECTIVITY 4.0 & APP

WHEREVER YOU ARE...
YOUR DISHWASHER, JUST A CLICK AWAY

You will be constantly connected to the machine to monitor the work phases, review any eventual alarm and configure remotely the operating parameters according to your needs. Compliant with HACCP norms. Thanks to our brand new App, you will have access to connected machines and all commercial and technical documentation.



SMART LABEL HOST 2023 FOR FUNCTIONAL EFFICIENCY

According to the KROMO's sustainability vision and attention to customer operating costs, the QK range of flight conveyor dishwashers has been renewed. The result is a great reduction in water consumption: more than 35% when compared to the previous version, an important figure in today's environmental and economic needs. To do so, new rinse and pre-rinse arms and ramps have been designed to achieve one of the lowest consumption levels in our sector. With lower water, KROMO continues to ensure high quality rinsing results. Indeed, a higher washing pressure guarantees optimal results with the removal of all the chemicals present on the dishes. Such reduction of water also means significant savings in terms of detergent and energy, that have become very high expenditure items.



View all the working parameters and event records, working hours and any problem at any time.



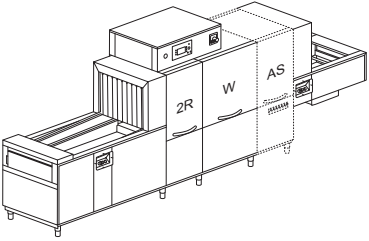


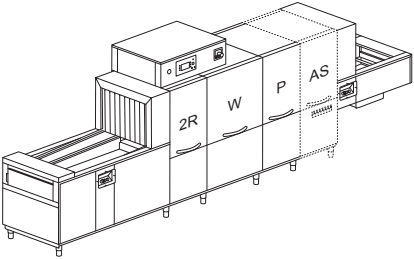

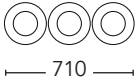
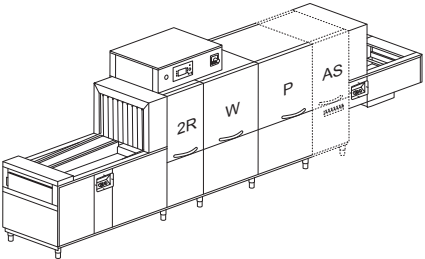

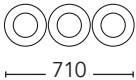
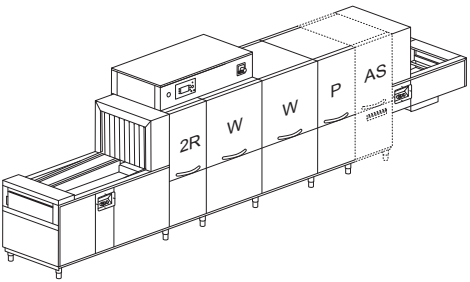


In case of problem, the machine promptly alerts you. The technician can intervene remotely to solve the problem or anticipate the needed parts for an on-site intervention.

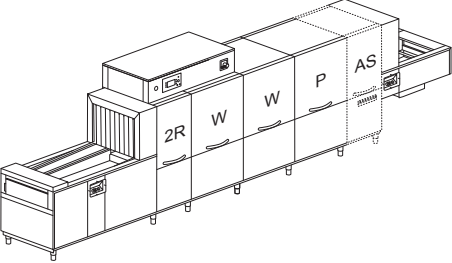

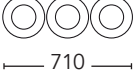

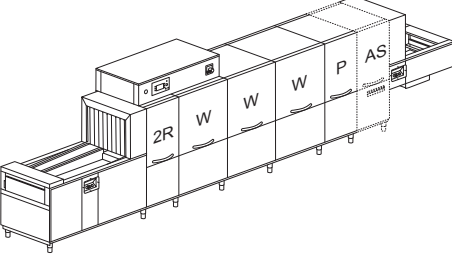



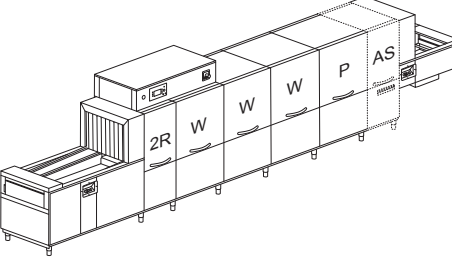





A daily activity report is available with all the events related to the dishwasher in a detailed spreadsheet with HACCP data.



Our Connectivity system is a revolutionary device limiting and facilitating the eventual intervention of a technician who can anticipate the necessary parts to be replaced, saving time and money.

Model	Voltage	Capacity	Dimensions	Code
QK 2460 5 SPEEDS				
<i>IMPROVED</i>				
	400 V 3N ~ 50 Hz 27 kW	 450 H	4500x985 1860/2200H 595 kg	QK 2460
	400 V 3N ~ 50 Hz 2,5 kW 17 kg/h	 710 1950 / 3690 dishes / h 2400* dishes / h		AS6 +600 mm
QK 3760 5 SPEEDS				
<i>IMPROVED</i>				
	400 V 3N ~ 50 Hz 29,45 kW	 450 H	5100x985 1860/2200H 730 kg	QK 3760
	400 V 3N ~ 50 Hz 3,45 kW 20 kg/h	 710 2400 / 4050 dishes / h 3300* dishes / h		AS6 +600 mm
QK 4160 5 SPEEDS				
<i>IMPROVED</i>				
	400 V 3N ~ 50 Hz 33,5 kW	 450 H	5400x985 1860/2200H 745 kg	QK 4160
	400 V 3N ~ 50 Hz 4,5 kW 25 kg/h	 710 3000 / 4800 dishes / h 3750* dishes / h		AS6 +600 mm
QK 5360 5 SPEEDS				
<i>IMPROVED</i>				
	400 V 3N ~ 50 Hz 49,45 kW	 450 H	6000x985x 860/2200H 880 kg	QK 5360
	400 V 3N ~ 50 Hz 5,45 kW 29 kg/h	 710 4200 / 6450 dishes / h 4650* dishes / h		AS6 +600 mm

Model	Voltage	Capacity	Dimensions	Code
QK 5960 5 SPEEDS				
<i>IMPROVED</i>				
	400 V 3N ~ 50 Hz 53,5 kW	 450 H	 6300x985 1860/2200H 895 kg	QK 5960
	400 V 3N ~ 50 Hz 6,5 kW 34 kg/h	 710		AS6 +600 mm
		4350 / 6750 dishes / h	5100* dishes / h	
QK 6760 5 SPEEDS				
<i>IMPROVED</i>				
	400 V 3N ~ 50 Hz 69,45 kW	 450 H	 7300x985 1860/2200H 1030 kg	QK 6760
	400 V 3N ~ 50 Hz 7,45 kW 39 kg/h	 710		AS6 +600 mm
		5250 / 8100 dishes / h	6000* dishes / h	
QK 7760 5 SPEEDS				
<i>IMPROVED</i>				
	400 V 3N ~ 50 Hz 72,5 kW	 450 H	 7600x985 1860/2200H 1045 kg	QK 7760
	400 V 3N ~ 50 Hz 8,5 kW 43 kg/h	 710		AS6 +600 mm
		5850 / 9000 dishes / h	6450* dishes / h	

- P** Prewash
- W** Wash
- 2R** Double reinforced rinse (pre-rinse + rinse on module)
- 3R+** Reinforced triple rinse with low water consumption: double pre-rinse + rinse on module (reverse osmosis on request)
- AS6** Automatic shower with filter drawer +600 mm
- V** Steam-heated
- *** Productivity according to DIN SPEC 10534 regulation (contact time)

EAC label upon request

Option compatibility to be confirmed by the manufacturer after verification

OPTIONS

	220-240 V 3 50 Hz	380-415 V 3N 50 Hz	60 Hz	AUTOTIMER Autotimer	PRE DOS KROMO disp. connections	DDE-GROUP Dispensers kit	DOS/S Dispenser with probe	SAN Sanitization System
QK 2460	+ 2%	●	+ 3%	●	●	€	€	€
QK 2460 AS6	+ 2%	●	+ 3%	●	●	€	€	€
QK 2460 V	+ 1%	●	+ 3%	●	●	€	€	€
QK 2460 AS6 V	+ 1%	●	+ 3%	●	●	€	€	€
QK 3760	+ 2%	●	+ 3%	●	●	€	€	€
QK 3760 AS6	+ 2%	●	+ 3%	●	●	€	€	€
QK 3760 V	+ 1%	●	+ 3%	●	●	€	€	€
QK 3760 AS6 V	+ 1%	●	+ 3%	●	●	€	€	€
QK 4160	+ 2%	●	+ 3%	●	●	€	€	€
QK 4160 AS6	+ 2%	●	+ 3%	●	●	€	€	€
QK 4160 V	+ 1%	●	+ 3%	●	●	€	€	€
QK 4160 AS6 V	+ 1%	●	+ 3%	●	●	€	€	€
QK 5360	+ 2%	●	+ 3%	●	●	€	€	€
QK 5360 AS6	+ 2%	●	+ 3%	●	●	€	€	€
QK 5360 V	+ 1%	●	+ 3%	●	●	€	€	€
QK 5360 AS6 V	+ 1%	●	+ 3%	●	●	€	€	€
QK 5960	+ 2%	●	+ 3%	●	●	€	€	€
QK 5960 AS6	+ 2%	●	+ 3%	●	●	€	€	€
QK 5960 V	+ 1%	●	+ 3%	●	●	€	€	€
QK 5960 AS6 V	+ 1%	●	+ 3%	●	●	€	€	€
QK 6760	+ 2%	●	+ 3%	●	●	€	€	€
QK 6760 AS6	+ 2%	●	+ 3%	●	●	€	€	€
QK 6760 V	+ 1%	●	+ 3%	●	●	€	€	€
QK 6760 AS6 V	+ 1%	●	+ 3%	●	●	€	€	€
QK 7760	+ 2%	●	+ 3%	●	●	€	€	€
QK 7760 AS6	+ 2%	●	+ 3%	●	●	€	€	€
QK 7760 V	+ 1%	●	+ 3%	●	●	€	€	€
QK 7760 AS6 V	+ 1%	●	+ 3%	●	●	€	€	€

● Standard

□ Upon request

DDE-GROUP Both detergent (with probe) and rinse-aid dispensers included

DWI Insulation option for the tunnel only, dryer excluded. Shelf dryer can be double skin upon request

	PAP-SAN	DWI	DWI / T	CONNECTIVITY	XP	PAP	SMART DRIVE
	Booster Pump Sanitiz.	Thermoacoustic insulation	Tank insulation	Connectivity (HACCP)	Extra Power	Booster pump	Smart drive 5 speeds
QK 2460	€	€	€	€	€	€	●
QK 2460 AS6	€	€	€	€	€	€	●
QK 2460 V	€	€	€	€	□	€	●
QK 2460 AS6 V	€	€	€	€	□	€	●
QK 3760	€	€	€	€	€	€	●
QK 3760 AS6	●	€	€	€	€	€	●
QK 3760 V	€	€	€	€	□	€	●
QK 3760 AS6 V	●	€	€	€	□	€	●
QK 4160	€	€	€	€	€	€	●
QK 4160 AS6	●	€	€	€	€	€	●
QK 4160 V	€	€	€	€	□	€	●
QK 4160 AS6 V	●	€	€	€	□	€	●
QK 5360	●	€	€	€	€	€	●
QK 5360 AS6	●	€	€	€	€	€	●
QK 5360 V	●	€	€	€	€	€	●
QK 5360 AS6 V	●	€	€	€	€	€	●
QK 5960	●	€	€	€	€	€	●
QK 5960 AS6	●	€	€	€	€	€	●
QK 5960 V	●	€	€	€	€	€	●
QK 5960 AS6 V	●	€	€	€	€	€	●
QK 6760	●	€	€	€	€	€	●
QK 6760 AS6	●	€	€	€	€	€	●
QK 6760 V	●	€	€	€	€	€	●
QK 6760 AS6 V	●	€	€	€	€	€	●
QK 7760	●	€	€	€	€	€	●
QK 7760 AS6	●	€	€	€	€	€	●
QK 7760 V	●	€	€	€	□	€	●
QK 7760 AS6 V	●	€	€	€	□	€	●

DWI - DWI/T Recommended with KHR10 – KHR20 – KHRP40

CONNECTIVITY Includes HACCP option. 10 year plan

PAP-SAN One standard pump for models QK 5360, QK 5960, QK 6760, QK 7760

XP In case of cold water supply for rinse 8 °C 55 °C, and without any heat recovery, the extra power option is mandatory
In case of cold water supply for rinse (8-15 °C), we recommend to install the heat recovery system optional.

Option compatibility to be confirmed by the manufacturer after verification

OPTIONS

Model	Master switch	Surface filters	Peak-cut for KROMO dosing	Estimated consumption readout	PI	1-DRAIN
					S/S pumps	Centralized Drain
QK 2460	●	●	●	●	€	●
QK 2460 AS6	●	●	●	●	€	●
QK 2460 V	●	●	●	●	€	●
QK 2460 AS6 V	●	●	●	●	€	●
QK 3760	●	●	●	●	€	●
QK 3760 AS6	●	●	●	●	€	●
QK 3760 V	●	●	●	●	€	●
QK 3760 AS6 V	●	●	●	●	€	●
QK 4160	●	●	●	●	€	●
QK 4160 AS6	●	●	●	●	€	●
QK 4160 V	●	●	●	●	€	●
QK 4160 AS6 V	●	●	●	●	€	●
QK 5360	●	●	●	●	€	●
QK 5360 AS6	●	●	●	●	€	●
QK 5360 V	●	●	●	●	€	●
QK 5360 AS6 V	●	●	●	●	€	●
QK 5960	●	●	●	●	€	●
QK 5960 AS6	●	●	●	●	€	●
QK 5960 V	●	●	●	●	€	●
QK 5960 AS6 V	●	●	●	●	€	●
QK 6760	●	●	●	●	€	●
QK 6760 AS6	●	●	●	●	€	●
QK 6760 V	●	●	●	●	€	●
QK 6760 AS6 V	●	●	●	●	€	●
QK 7760	●	●	●	●	€	●
QK 7760 AS6	●	●	●	●	€	●
QK 7760 V	●	●	●	●	€	●
QK 7760 AS6 V	●	●	●	●	€	●

● Standard

---- Not available

LANE Only with KDRF69 - KDRF6V

DIV Compulsory for machines > 4,5 m

BT Booster pump included

DVGW Not available with heat recovery and steam condenser
Components prescribed by DVGW on request (check option compatibility with the manufacturer)

	AD	ECO-DET	X-BELT	LANE	DIV	BT	DVGW
Model	Automatic drain	Detergent economizer	Special belt	Cutlery lane	Price for division	Break tank	DVGW
QK 2460	●	●	+ 7 %	----	€	€	€
QK 2460 AS6	●	●	+ 7 %	----	€	€	€
QK 2460 V	●	●	+ 7 %	----	€	€	€
QK 2460 AS6 V	●	●	+ 7 %	----	€	€	€
QK 3760	●	●	+ 7 %	----	€	€	€
QK 3760 AS6	●	●	+ 7 %	----	€	€	€
QK 3760 V	●	●	+ 7 %	----	€	€	€
QK 3760 AS6 V	●	●	+ 7 %	----	€	€	€
QK 4160	●	●	+ 7 %	+ 5 %	€	€	€
QK 4160 AS6	●	●	+ 7 %	----	€	€	€
QK 4160 V	●	●	+ 7 %	+ 5 %	€	€	€
QK 4160 AS6 V	●	●	+ 7 %	----	€	€	€
QK 5360	●	●	+ 7 %	----	€	€	€
QK 5360 AS6	●	●	+ 7 %	----	€	€	€
QK 5360 V	●	●	+ 7 %	----	€	€	€
QK 5360 AS6 V	●	●	+ 7 %	----	€	€	€
QK 5960	●	●	+ 7 %	+ 5 %	€	€	€
QK 5960 AS6	●	●	+ 7 %	----	€	€	€
QK 5960 V	●	●	+ 7 %	+ 5 %	€	€	€
QK 5960 AS6 V	●	●	+ 7 %	----	€	€	€
QK 6760	●	●	+ 7 %	----	€	€	€
QK 6760 AS6	●	●	+ 7 %	----	€	€	€
QK 6760 V	●	●	+ 7 %	----	€	€	€
QK 6760 AS6 V	●	●	+ 7 %	----	€	€	€
QK 7760	●	●	+ 7 %	+ 5 %	€	€	€
QK 7760 AS6	●	●	+ 7 %	----	€	€	€
QK 7760 V	●	●	+ 7 %	+ 5 %	€	€	€
QK 7760 AS6 V	●	●	+ 7 %	----	€	€	€

Option compatibility to be confirmed by the manufacturer after verification

OPTIONS

Model	NZ3 Neutral zone 300	NZ6 Neutral zone 600	NZH6 Neutral zone for dryer 600	KDRF69 Shelf dryer	KDRF6V Steam-heated shelf dryer	ID Double skin for dryer	KDRF70 Shelf dryer	KDRF9V Steam-heated shelf dryer	KDRF99M Stage Dryer	KDRF9VM Steam heated stage dryer
QK 2460 - QK 2460 AS6	€	€	€	€	----	€	€	----	€	----
QK 2460 V - QK 2460 AS6 V	€	€	€	€	€	€	€	€	€	€
QK 3760 - QK 3760 AS6	€	€	€	€	----	€	€	----	€	----
QK 3760 V - QK 3760 AS6 V	€	€	€	€	€	€	€	€	€	€
QK 4160 - QK 4160 AS6	€	€	€	€	----	€	€	----	€	----
QK 4160 V - QK 4160 AS6 V	€	€	€	€	€	€	€	€	€	€
QK 5360 - QK 5360 AS6	€	€	€	€	----	€	€	----	€	----
QK 5360 V - QK 5360 AS6 V	€	€	€	€	€	€	€	€	€	€
QK 5960 - QK 5960 AS6	€	€	€	€	----	€	€	----	€	----
QK 5960 V - QK 5960 AS6 V	€	€	€	€	€	€	€	€	€	€
QK 6760 - QK 6760 AS6	€	€	€	€	----	€	€	----	€	----
QK 6760 V - QK 6760 AS6 V	€	€	€	€	€	€	€	€	€	€
QK 7760 - QK 7760 AS6	€	€	€	€	----	€	€	----	€	----
QK 7760 V - QK 7760 AS6 V	€	€	€	€	€	€	€	€	€	€

---- Not available

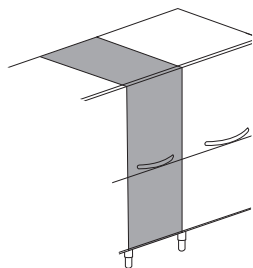
* Available only with AS6

NZ3 Recommended with big quantities of trays to wash

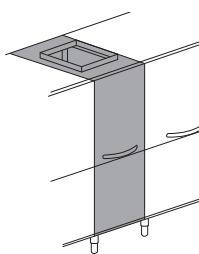
NZ6 Recommended for big quantities of trays to wash. Module equipped with a front door

NZH6 Recommended with dryers with blowers

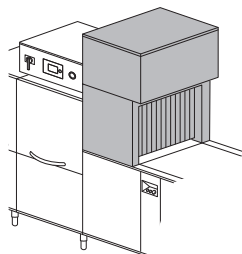
ID Recommended for KDRF69 - KDRF6V. Only for shelf dryer



NZ3 + 300 mm
Neutral zone



NZ6 + 600 mm
Neutral zone with door

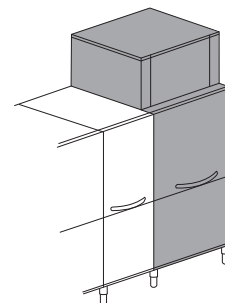


KDRF69 9 kW
Shelf dryer

KDRF6V
Steam heated shelf dryer

KDRF70
Double skin lateral shelf dryer with upper fan

KDRF7V
Steam-heated double skin shelf lateral dryer
with upper fan



KDRF99M + 900 mm - 9 kW
Dryer module

KDRF9VM + 900 mm
Steam heated dryer module

Model	KDRF99MB	KDRF9VMB	KSCF10	KHRF10	KHRF20	KHRPF40	3R+	3R+ RO	STOCK
	Stage dryer with blowers	Steam heated stage dryer with blowers	Steam condenser	Heat recovery	Heat recovery	Heat recovery	Triple reinforced rinse	Triple reinforced rinse with RO	Chemicals compartment
QK 2460 - QK 2460 AS6	€	----	€	€	€ *	€ *	€	€	€
QK 2460 V - QK 2460 AS6 V	€	€	€	€	€ *	€ *	€	€	€
QK 3760 - QK 3760 AS6	€	----	€	€	€	€	€	€	€
QK 3760 V - QK 3760 AS6 V	€	€	€	€	€	€	€	€	€
QK 4160 - QK 4160 AS6	€	----	€	€	€	€	€	€	€
QK 4160 V - QK 4160 AS6 V	€	€	€	€	€	€	€	€	€
QK 5360 - QK 5360 AS6	€	----	€	€	€	€	€	€	€
QK 5360 V - QK 5360 AS6 V	€	€	€	€	€	€	€	€	€
QK 5960 - QK 5960 AS6	€	----	€	€	€	€	€	€	€
QK 5960 V - QK 5960 AS6 V	€	€	€	€	€	€	€	€	€
QK 6760 - QK 6760 AS6	€	----	€	€	€	€	€	€	€
QK 6760 V - QK 6760 AS6 V	€	€	€	€	€	€	€	€	€
QK 7760 - QK 7760 AS6	€	----	€	€	€	€	€	€	€
QK 7760 V - QK 7760 AS6 V	€	€	€	€	€	€	€	€	€

KDRF99M - KDRF9VM

Module with front door

3R+

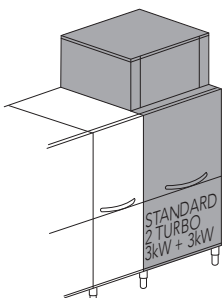
Reinforced triple rinse: Improved consumptions (with reverse osmosis water on request).

KHRF10 - KHRF20 - KHRPF40

In case of cold water supply for rinse (8-15 °C), we recommend to install the heat recovery system optional.

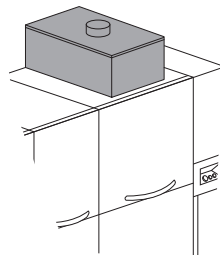
With osmotic water supply and electrical conductivity lower than 200 microsiemens, it is mandatory to install a stainless steel heat exchanger

Option compatibility to be confirmed by the manufacturer after verification



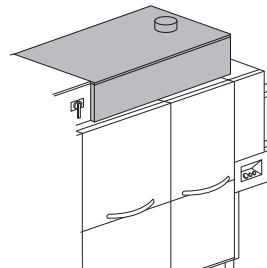
KDRF99MB + 900 mm - 15 kW

Dryer module



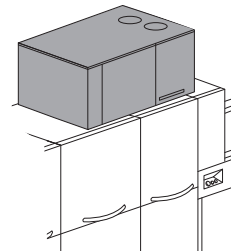
KHRF10

Compact heat recovery



KHRF20

heat recovery



KHRPF40

Heat recovery with heat pump

KDRF9VMB + 900 mm

Steam heated dryer module

KSCF10

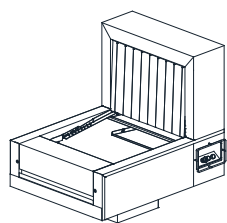
Steam condenser

OPTIONS

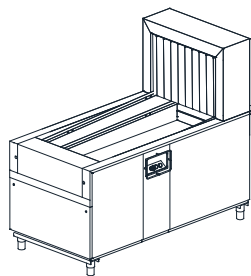
	MI900	MI1200	MIS1200	MI1500	MI1800	MI2200	MIR2200
Model	Entry mod. 900	Entry mod. 1200	Over. entry mod. 1200	Entry mod. 1500	Entry mod. 1800	Entry mod. 2200	Lowered belt entry mod. 2200
QK 2460 - QK 2460 AS6	€	€	●	€	€	€	€
QK 2460 V - QK 2460 AS6 V	€	€	●	€	€	€	€
QK 3760 - QK 3760 AS6	€	€	●	€	€	€	€
QK 3760 V - QK 3760 AS6 V	€	€	●	€	€	€	€
QK 4160 - QK 4160 AS6	€	€	●	€	€	€	€
QK 4160 V - QK 4160 AS6 V	€	€	●	€	€	€	€
QK 5360 - QK 5360 AS6	€	€	●	€	€	€	€
QK 5360 V - QK 5360 AS6 V	€	€	●	€	€	€	€
QK 5960 - QK 5960 AS6	€	€	●	€	€	€	€
QK 5960 V - QK 5960 AS6 V	€	€	●	€	€	€	€
QK 6760 - QK 6760 AS6	€	€	●	€	€	€	€
QK 6760 V - QK 6760 AS6 V	€	€	●	€	€	€	€
QK 7760 - QK 7760 AS6	€	€	●	€	€	€	€
QK 7760 V - QK 7760 AS6 V	€	€	●	€	€	€	€

- Standard
- Upon request
- Not available

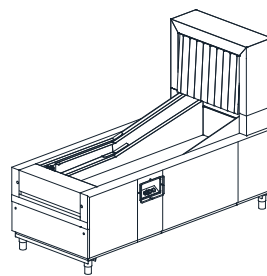
Option compatibility to be confirmed by the manufacturer after verification



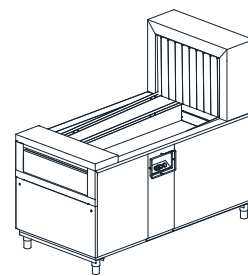
Overhanging entry module



Entry module

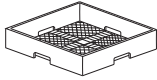
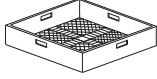
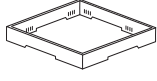

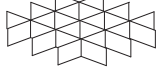
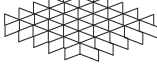



Lowered belt entry module



Exit module

	MI2700	MIR2700	EM900	EM1200	EM1500	EM1800	EM2200	EM2700
Model	Entry mod. 2700	Lowered belt entry mod. 2700	Exit mod. 900	Exit mod. 1200	Exit mod. 1500	Exit mod. 1800	Exit mod. 2200	Exit mod. 2700
QK 2460 - QK 2460 AS6	€	€	□	□	□	●	€	€
QK 2460 V - QK 2460 AS6 V	€	€	□	□	□	●	€	€
QK 3760 - QK 3760 AS6	€	€	□	□	□	●	€	€
QK 3760 V - QK 3760 AS6 V	€	€	□	□	□	●	€	€
QK 4160 - QK 4160 AS6	€	€	□	□	□	●	€	€
QK 4160 V - QK 4160 AS6 V	€	€	□	□	□	●	€	€
QK 5360 - QK 5360 AS6	€	€	□	□	□	●	€	€
QK 5360 V - QK 5360 AS6 V	€	€	□	□	□	●	€	€
QK 5960 - QK 5960 AS6	€	€	□	□	□	●	€	€
QK 5960 V - QK 5960 AS6 V	€	€	□	□	□	●	€	€
QK 6760 - QK 6760 AS6	€	€	□	□	□	□	●	€
QK 6760 V - QK 6760 AS6 V	€	€	□	□	□	□	●	€
QK 7760 - QK 7760 AS6	€	€	□	□	□	□	●	€
QK 7760 V - QK 7760 AS6 V	€	€	□	□	□	□	●	€

	Description	Capacity	Dimensions	Code	
	NARROW MESH CUTLERY BASKET		500x500x106 H	C 41	
	LARGE MESH BASKET	For glasses	500x500x105 H	C 44	
	HOLDER FOR GLASS SUPPORT	For glass support (C112-C113-C114)	500x500x50 H	C 111	
	GLASS SUPPORT	5x5 Glass Ø 87 mm (C111)	500x500x50 H	C 112	
	GLASS SUPPORT	4x4 Glass Ø 110 mm (C111)	500x500x50 H	C 113	
	GLASS SUPPORT	6x6 Glass Ø 72 mm (C111)	500x500x50 H	C 114	
	CUTLERY BASKET		490x180x140 H	C 47	



KROMO ALI GROUP SRL

Via Mestre, 3
31033 Castelfranco Veneto (TV)

T: +39 0423 734580
kromo@kromo-ali.com

SERVICE:

T: +39 0423 734593
E: service@kromo-ali.com

www.kromo-ali.com

Edition 05.2024

an Ali Group Company



The Spirit of Excellence