



**QK LUX**  
FLIGHT CONVEYOR MACHINES  
WITH REINFORCED DOUBLE RINSE

**KROMO**  
YOUR SMART WASH



Kromo flight-conveyor dishwashers are the ideal solution to deal with heavy workloads, as in the case of large canteens for schools, hospitals, hotel, cruise ships, catering services and airports. Our QK LUX line features a wide range of models, that may be also combined with tray and rack conveyor dishwashers or with different accessories in order to develop an increasing number of customized solutions to meet the requests of our clients.


QK LUX models have been updated and designed to offer a fully-equipped and cost-effective product for specialists as well as end-users.

In this sense, main technical improvements by Kromo are represented by a fully automatic drain system, grouped wash arms and intermediate surface filters in stainless steel. With its elegant structure and outstanding performances, the QK LUX was designed in a real eco-friendly perspective:

features like detergent economizer, a concept of thermal insulation, CPF system and double reinforced rinse reflect our strong commitment to continually undertake extensive research on green and cost-effective innovations.

Possibility to select from seven entirely customizable models, which however maintain some of the distinctive features of the Kromo brand, such as the usable belt width of 710 mm, usable height of 450 mm and in particular the compliance with DIN SPEC 10534 norms while preserving limited dimensions, lower than the market average at an equal production capacity: QK LUX belt allows to wash three dishes per row instead of two, thus granting productivity rates even higher than 9.000 dishes/hour in conformity with washing regulations.

What else to say, other than just try a QK LUX dishwasher!



## FEATURES

### STANDARD

- SMART DRIVE 5 speed advancement system
- 710 mm wide conveyor
- Plates belt
- TFT 5.7" display and soft touch keyboard
- Frequently used keys shortcut and menu language setting
- Constant monitoring of key operations
- IPX5 electronic board
- Alarms and events report
- Autotimer
- Centralized 1-DRAIN and automatic AD drain, with total or partial emptying of the tanks
- Wash arms ALL-IN-1
- Use economizer
- ECO-DET Detergent economizer
- ACID PROOF Radial wash tanks in S/S AISI 316 inclined to provide complete drainage of the wash water
- S/S surface filters CLEAN+ to protect the wash tanks as well as the wash pump
- Double-skin, insulated and counterbalanced doors, equipped with anti-drop safety system
- THERMO BARRIER system for comfort in use
- Predisposition for Kromo rinse-aid and detergent dispensers connection
- Non return valve
- ACID PROOF stainless steel boilers in AISI 316, fully insulated to reduce thermal loss.
- Vertical self-cleaning pumps
- Reinforced double rinse 2R+, improved efficiency with lower consumption
- CPF System: Controlled Pressure Flow
- Water, energy consumptions and working time control system
- Possible working modes for dryer unit: all off, only fan, half power 4,5 kW + fan, total power 9 kW + fan



### OPTIONS


- Five different conveyor belts available, also with cutlery lane
- Double skin shelf or dryer module
- Steam condenser
- Three models of heat recovery to be chosen
- AS6 automatic shower with EASY+ with filter system (+600 mm)
- Dispensers kit with peristaltic pump, for detergent
- as well as rinse-aid
- CONNECTIVITY remote control compliant with the HACCP norms
- Delivery in two or more parts, to ease installation operations
- Automatic self-cleaning of the machine available,
- with dedicated booster pump on request
- Thermal and acoustic insulation
- Tank insulation
- Break tank and booster pump
- Dedicated space for detergent and rinse-aid jugs
- S/S pumps
- Extra power in the boiler

### STANDARD BELT



Standard belt for plates and optional cutlery lane


### OPTIONAL BELT



Special belt for hospitals




Standard belt for glasses



Special belt for thermal trays



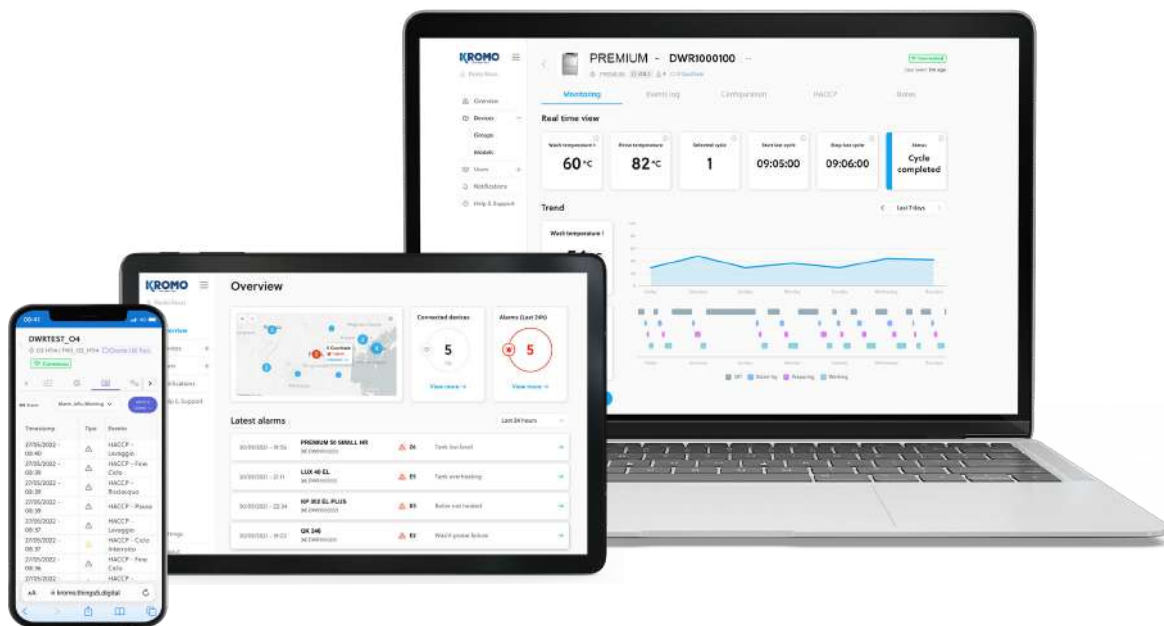
Standard belt for trays and utensils



Special belt for in-flight catering

## CONNECTIVITY 4.0 WHEREVER YOU ARE... YOUR DISHWASHER, JUST A CLICK AWAY

You will be constantly connected to the machine to monitor the work phases, review any eventual alarm and configure remotely the operating parameters according to your needs. Compliant with HACCP norms.



View all the working parameters and event records, working hours and any problem at any time.



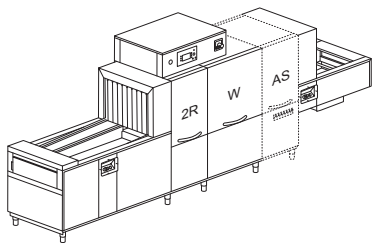


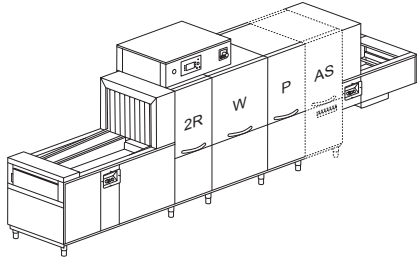


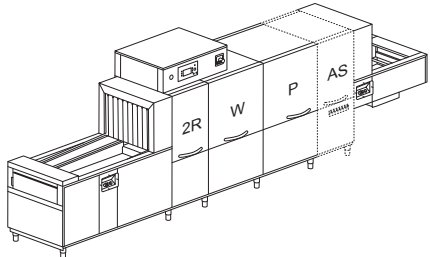


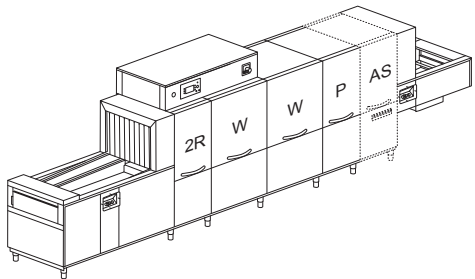


In case of problem, the machine promptly alerts you. The technician can intervene remotely to solve the problem or anticipate the needed parts for an on-site intervention.

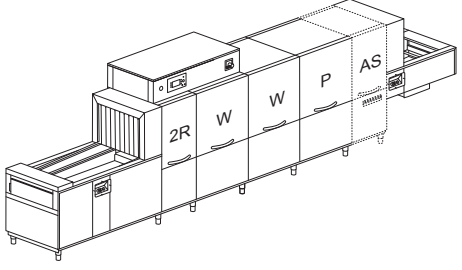


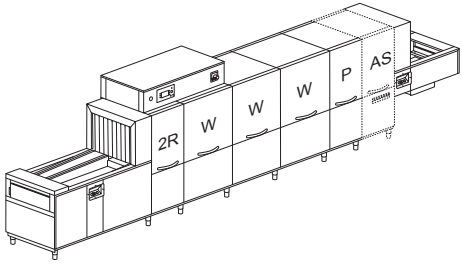


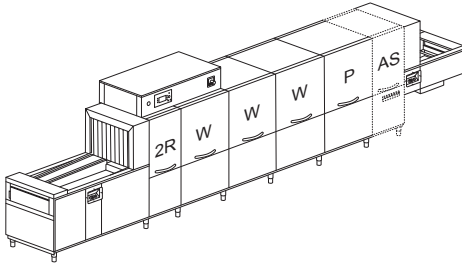




A daily activity report is available with all the events related to the dishwasher in a detailed spreadsheet with HACCP data.



Our Connectivity system is a revolutionary device limiting and facilitating the eventual intervention of a technician who can anticipate the necessary parts to be replaced, saving time and money.

Model	Voltage	Capacity	Poids	Code
<b>QK 2460</b>				
<i>IMPROVED</i>				
	400 V 3N ~ 50 Hz 27 kW	 450 H	4500x985 1860/2200H 595 kg	<b>QK 2460</b>
	400 V 3N ~ 50 Hz 2,5 kW 17 kg/h	 710  1950/3690 dishes/h  2400* dishes/h		AS6 +600 mm
<b>QK 3760</b>				
<i>IMPROVED</i>				
	400 V 3N ~ 50 Hz 29,45 kW	 450 H	5100x985 1860/2200H 730 kg	<b>QK 3760</b>
	400 V 3N ~ 50 Hz 3,45 kW 20 kg/h	 710  2400/4050 dishes/h  3300* dishes/h		AS6 +600 mm
<b>QK 4160</b>				
<i>IMPROVED</i>				
	400 V 3N ~ 50 Hz 33,5 kW	 450 H	5400x985 1860/2200H 745 kg	<b>QK 4160</b>
	400 V3N ~ 50 Hz 4,5 kW 25 kg/h	 710  3000/4800 dishes/h  3750* dishes/h		AS6 +600 mm
<b>QK 5360</b>				
<i>IMPROVED</i>				
	400 V3N ~ 50 Hz 49,45 kW	 450 H	6000x985x 860/2200H 880 kg	<b>QK 5360</b>
	400 V 3N ~ 50 Hz 5,45 kW 29 kg/h	 710  4200/6450 dishes/h  4650* dishes/h		AS6 +600 mm

Model	Voltage	Capacity	Poids	Code
<b>QK 5960</b>				
<b>IMPROVED</b>				
	400 V 3N ~ 50 Hz 53,5 kW	 450 H		<b>QK 5960</b>
		 710	6300x985 1860/2200H 895 kg	<b>QK 5960 AS6</b>
	400 V 3N ~ 50 Hz 6,5 kW 34 kg/h	4350/6750 dishes/h	AS6 +600 mm	<b>QK 5960 V</b>
		5100* dishes/h		<b>QK 5960 AS6 V</b>
<b>QK 6760</b>				
<b>IMPROVED</b>				
	400 V 3N ~ 50 Hz 69,45 kW	 450 H		<b>QK 6760</b>
		 710	7300x985 1860/2200H 1030 kg	<b>QK 6760 AS6</b>
	400 V 3N ~ 50 Hz 7,45 kW 39 kg/h	5250/8100 dishes/h	AS6 +600 mm	<b>QK 6760 V</b>
		6000* dishes/h		<b>QK 6760 AS6 V</b>
<b>QK 7760</b>				
<b>IMPROVED</b>				
	400 V 3N ~ 50 Hz 72,5 kW	 450 H		<b>QK 7760</b>
		 710	7600x985 1860/2200H 1045 kg	<b>QK 7760 AS6</b>
	400 V 3N ~ 50 Hz 8,5 kW 43 kg/h	5850/9000 dishes/h	AS6 +600 mm	<b>QK 7760 V</b>
		6450* dishes/h		<b>QK 7760 AS6 V</b>

- P** Prewash
- W** Wash
- 2R** Pre-rinse + rinse on module
- AS6** Automatic shower with filter drawer +600 mm
- V** Steam-heated
- \*** In compliance with DIN SPEC 10534 regulation (contact time)

EAC label upon request

Option compatibility to be confirmed by the manufacturer after verification

### OPTIONS

				AUTOTIMER	PRE DOS	DDE-GROUP	DOS/S	SAN
Model	220-240 V 3 50 Hz	380-415 V 3N 50 Hz	60 Hz	Autotimer	Kromo disp. connections	Dispensers kit	Dispenser with probe	Sanitization
<b>QK 2460</b>	+ 2%	●	+ 3%	●	●	€	€	€
<b>QK 2460 AS6</b>	+ 2%	●	+ 3%	●	●	€	€	€
<b>QK 2460 V</b>	+ 1%	●	+ 3%	●	●	€	€	€
<b>QK 2460 AS6 V</b>	+ 1%	●	+ 3%	●	●	€	€	€
<b>QK 3760</b>	+ 2%	●	+ 3%	●	●	€	€	€
<b>QK 3760 AS6</b>	+ 2%	●	+ 3%	●	●	€	€	€
<b>QK 3760 V</b>	+ 1%	●	+ 3%	●	●	€	€	€
<b>QK 3760 AS6 V</b>	+ 1%	●	+ 3%	●	●	€	€	€
<b>QK 4160</b>	+ 2%	●	+ 3%	●	●	€	€	€
<b>QK 4160 AS6</b>	+ 2%	●	+ 3%	●	●	€	€	€
<b>QK 4160 V</b>	+ 1%	●	+ 3%	●	●	€	€	€
<b>QK 4160 AS6 V</b>	+ 1%	●	+ 3%	●	●	€	€	€
<b>QK 5360</b>	+ 2%	●	+ 3%	●	●	€	€	€
<b>QK 5360 AS6</b>	+ 2%	●	+ 3%	●	●	€	€	€
<b>QK 5360 V</b>	+ 1%	●	+ 3%	●	●	€	€	€
<b>QK 5360 AS6 V</b>	+ 1%	●	+ 3%	●	●	€	€	€
<b>QK 5960</b>	+ 2%	●	+ 3%	●	●	€	€	€
<b>QK 5960 AS6</b>	+ 2%	●	+ 3%	●	●	€	€	€
<b>QK 5960 V</b>	+ 1%	●	+ 3%	●	●	€	€	€
<b>QK 5960 AS6 V</b>	+ 1%	●	+ 3%	●	●	€	€	€
<b>QK 6760</b>	+ 2%	●	+ 3%	●	●	€	€	€
<b>QK 6760 AS6</b>	+ 2%	●	+ 3%	●	●	€	€	€
<b>QK 6760 V</b>	+ 1%	●	+ 3%	●	●	€	€	€
<b>QK 6760 AS6 V</b>	+ 1%	●	+ 3%	●	●	€	€	€
<b>QK 7760</b>	+ 2%	●	+ 3%	●	●	€	€	€
<b>QK 7760 AS6</b>	+ 2%	●	+ 3%	●	●	€	€	€
<b>QK 7760 V</b>	+ 1%	●	+ 3%	●	●	€	€	€
<b>QK 7760 AS6 V</b>	+ 1%	●	+ 3%	●	●	€	€	€

● Standard

□ Upon request

**DDE-GROUP** Both detergent (with probe) and rinse-aid dispensers included

**DWI** Insulation option for the tunnel only, dryer excluded. Shelf dryer can be double skin upon request

Peak-cut connect upon request

Warm water supply 55 °C

We recommend to install the machine in a well-ventilated room, with a properly sized steam exhausting system.



	PAP-SAN	DWI	DWI / T	CONNECTIVITY	XP	PAP	DRIVE
Model	Booster pump sanitization	Thermoacoustic insulation	Tanks insulation	CONNECTIVITY (HACCP)	Extra power	Booster pump	Smart drive
<b>QK 2460</b>	€	€	€	€	€	€	●
<b>QK 2460 AS6</b>	€	€	€	€	€	€	●
<b>QK 2460 V</b>	€	€	€	€	□	€	●
<b>QK 2460 AS6 V</b>	€	€	€	€	□	€	●
<b>QK 3760</b>	€	€	€	€	€	€	●
<b>QK 3760 AS6</b>	●	€	€	€	€	€	●
<b>QK 3760 V</b>	€	€	€	€	□	€	●
<b>QK 3760 AS6 V</b>	●	€	€	€	□	€	●
<b>QK 4160</b>	€	€	€	€	€	€	●
<b>QK 4160 AS6</b>	●	€	€	€	€	€	●
<b>QK 4160 V</b>	€	€	€	€	□	€	●
<b>QK 4160 AS6 V</b>	●	€	€	€	□	€	●
<b>QK 5360</b>	●	€	€	€	€	€	●
<b>QK 5360 AS6</b>	●	€	€	€	€	€	●
<b>QK 5360 V</b>	●	€	€	€	€	€	●
<b>QK 5360 AS6 V</b>	●	€	€	€	€	€	●
<b>QK 5960</b>	●	€	€	€	€	€	●
<b>QK 5960 AS6</b>	●	€	€	€	€	€	●
<b>QK 5960 V</b>	●	€	€	€	€	€	●
<b>QK 5960 AS6 V</b>	●	€	€	€	€	€	●
<b>QK 6760</b>	●	€	€	€	€	€	●
<b>QK 6760 AS6</b>	●	€	€	€	€	€	●
<b>QK 6760 V</b>	●	€	€	€	€	€	●
<b>QK 6760 AS6 V</b>	●	€	€	€	€	€	●
<b>QK 7760</b>	●	€	€	€	€	€	●
<b>QK 7760 AS6</b>	●	€	€	€	€	€	●
<b>QK 7760 V</b>	●	€	€	€	□	€	●
<b>QK 7760 AS6 V</b>	●	€	€	€	□	€	●

**DWI - DWI/T**

Recommended with KHRF10 - KHRF20 - KHRPF40

**CONNECTIVITY**

Includes HACCP option. 10-year plan

**PAP-SAN**

One standard pump for models QK 5360, QK 5960, QK 6760, QK 7760

**XP**

In case of cold water supply for rinse (8-55 °C) and without any heat recovery, the extra power option is mandatory.  
In case of cold water supply for rinse (8-15 °C), we recommend the heat recovery option.

Option compatibility to be confirmed by the manufacturer after verification

## OPTIONS

Model	5 speeds	Master switch	Surface filters	Peak-cut for Kromo dosing	Estimated consumption readout	PI	1-DRAIN
QK 2460	●	●	●	●	●	€	●
QK 2460 AS6	●	●	●	●	●	€	●
QK 2460 V	●	●	●	●	●	€	●
QK 2460 AS6 V	●	●	●	●	●	€	●
QK 3760	●	●	●	●	●	€	●
QK 3760 AS6	●	●	●	●	●	€	●
QK 3760 V	●	●	●	●	●	€	●
QK 3760 AS6 V	●	●	●	●	●	€	●
QK 4160	●	●	●	●	●	€	●
QK 4160 AS6	●	●	●	●	●	€	●
QK 4160 V	●	●	●	●	●	€	●
QK 4160 AS6 V	●	●	●	●	●	€	●
QK 5360	●	●	●	●	●	€	●
QK 5360 AS6	●	●	●	●	●	€	●
QK 5360 V	●	●	●	●	●	€	●
QK 5360 AS6 V	●	●	●	●	●	€	●
QK 5960	●	●	●	●	●	€	●
QK 5960 AS6	●	●	●	●	●	€	●
QK 5960 V	●	●	●	●	●	€	●
QK 5960 AS6 V	●	●	●	●	●	€	●
QK 6760	●	●	●	●	●	€	●
QK 6760 AS6	●	●	●	●	●	€	●
QK 6760 V	●	●	●	●	●	€	●
QK 6760 AS6 V	●	●	●	●	●	€	●
QK 7760	●	●	●	●	●	€	●
QK 7760 AS6	●	●	●	●	●	€	●
QK 7760 V	●	●	●	●	●	€	●
QK 7760 AS6 V	●	●	●	●	●	€	●

● Standard

---- Not available

**LANE** Only with KDRF69 and KDRF6V

**DIV** Compulsory for machines > 4,5 m length

**BT** Booster pump included

**DVGW** Not available with heat recovery and steam condenser  
Components prescribed by DVGW on request (check option compatibility with the manufacturer)

	AD	ECO-DET	X-BELT	LANE	DIV	BT	DVGW
Model	Automatic drain	Chemicals saving system	Special belt	Cutlery lane	Price per division	Break tank	DVGW
<b>QK 2460</b>	●	●	+ 7 %	----	€	€	€
<b>QK 2460 AS6</b>	●	●	+ 7 %	----	€	€	€
<b>QK 2460 V</b>	●	●	+ 7 %	----	€	€	€
<b>QK 2460 AS6 V</b>	●	●	+ 7 %	----	€	€	€
<b>QK 3760</b>	●	●	+ 7 %	----	€	€	€
<b>QK 3760 AS6</b>	●	●	+ 7 %	----	€	€	€
<b>QK 3760 V</b>	●	●	+ 7 %	----	€	€	€
<b>QK 3760 AS6 V</b>	●	●	+ 7 %	----	€	€	€
<b>QK 4160</b>	●	●	+ 7 %	+ 5 %	€	€	€
<b>QK 4160 AS6</b>	●	●	+ 7 %	----	€	€	€
<b>QK 4160 V</b>	●	●	+ 7 %	+ 5 %	€	€	€
<b>QK 4160 AS6 V</b>	●	●	+ 7 %	----	€	€	€
<b>QK 5360</b>	●	●	+ 7 %	----	€	€	€
<b>QK 5360 AS6</b>	●	●	+ 7 %	----	€	€	€
<b>QK 5360 V</b>	●	●	+ 7 %	----	€	€	€
<b>QK 5360 AS6 V</b>	●	●	+ 7 %	----	€	€	€
<b>QK 5960</b>	●	●	+ 7 %	+ 5 %	€	€	€
<b>QK 5960 AS6</b>	●	●	+ 7 %	----	€	€	€
<b>QK 5960 V</b>	●	●	+ 7 %	+ 5 %	€	€	€
<b>QK 5960 AS6 V</b>	●	●	+ 7 %	----	€	€	€
<b>QK 6760</b>	●	●	+ 7 %	----	€	€	€
<b>QK 6760 AS6</b>	●	●	+ 7 %	----	€	€	€
<b>QK 6760 V</b>	●	●	+ 7 %	----	€	€	€
<b>QK 6760 AS6 V</b>	●	●	+ 7 %	----	€	€	€
<b>QK 7760</b>	●	●	+ 7 %	+ 5 %	€	€	€
<b>QK 7760 AS6</b>	●	●	+ 7 %	----	€	€	€
<b>QK 7760 V</b>	●	●	+ 7 %	+ 5 %	€	€	€
<b>QK 7760 AS6 V</b>	●	●	+ 7 %	----	€	€	€

Option compatibility to be confirmed by the manufacturer after verification

## OPTIONS

	NZ3	NZ6	NZH6	KDRF69	KDRF6V	ID	KDRF99M	KDRF9VM
Model	Neutral zone 300	Neutral zone 600	Neutral zone for dryer 600	Shelf dryer	Steam-heated shelf dryer	Double skin for shelf dryer	Dryer module	Steamheated dryer module
<b>QK 2460 - QK 2460 AS6</b>	€	€	€	€	----	€	€	----
<b>QK 2460 V - QK 2460 AS6 V</b>	€	€	€	€	€	€	€	€
<b>QK 3760 - QK 3760 AS6</b>	€	€	€	€	----	€	€	----
<b>QK 3760 V - QK 3760 AS6 V</b>	€	€	€	€	€	€	€	€
<b>QK 4160 - QK 4160 AS6</b>	€	€	€	€	----	€	€	----
<b>QK 4160 V - QK 4160 AS6 V</b>	€	€	€	€	€	€	€	€
<b>QK 5360 - QK 5360 AS6</b>	€	€	€	€	----	€	€	----
<b>QK 5360 V - QK 5360 AS6 V</b>	€	€	€	€	€	€	€	€
<b>QK 5960 - QK 5960 AS6</b>	€	€	€	€	----	€	€	----
<b>QK 5960 V - QK 5960 AS6 V</b>	€	€	€	€	€	€	€	€
<b>QK 6760 - QK 6760 AS6</b>	€	€	€	€	----	€	€	----
<b>QK 6760 V - QK 6760 AS6 V</b>	€	€	€	€	€	€	€	€
<b>QK 7760 - QK 7760 AS6</b>	€	€	€	€	----	€	€	----
<b>QK 7760 V - QK 7760 AS6 V</b>	€	€	€	€	€	€	€	€

---- Not available

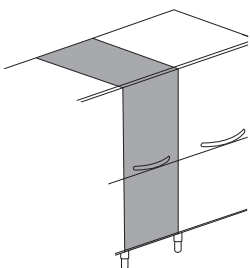
\* Available only with AS6

**NZ3** Recommended with big quantities of trays to wash

**NZ6** Recommended for big quantities of trays to wash. Module equipped with a front door

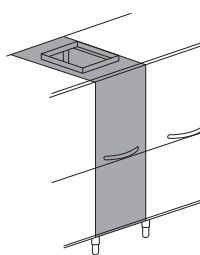
**NZH6** Recommended with dryers with blowers

**ID** Recommended option for KDRF69 and KDRF6V. Only for shelf dryer



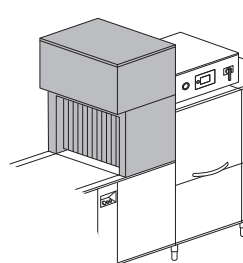
**NZ3** + 300 mm

Neutral zone



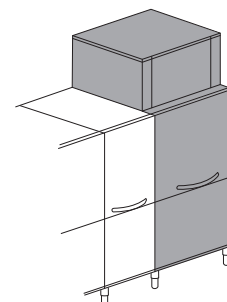
**NZH6** + 600 mm

Neutral zone with door  
for dryer



**KDRF69** 9 kW

Shelf dryer



**KDRF99M** + 900 mm - 9 kW

Dryer module

**NZ6** + 600 mm

Neutral zone with door

**KDRF6V**

Steam heated shelf dryer

**KDRF9VM** + 900 mm

Steam heated dryer module

	KDRF99MB	KDRF9VMB	KSCF10	KHRF10	KHRF20	KHRPF40	3R	STOCK
Model	Dryer module with blowers	Module steam dryer with blowers	Steam condenser	Heat recovery	Heat recovery	Heat recovery	Triple rinse	Chemicals compartment
<b>QK 2460 - QK 2460 AS6</b>	€	----	€	€	€ *	€ *	€	€
<b>QK 2460 V - QK 2460 AS6 V</b>	€	€	€	€	€ *	€ *	€	€
<b>QK 3760 - QK 3760 AS6</b>	€	----	€	€	€	€	€	€
<b>QK 3760 V - QK 3760 AS6 V</b>	€	€	€	€	€	€	€	€
<b>QK 4160 - QK 4160 AS6</b>	€	----	€	€	€	€	€	€
<b>QK 4160 V - QK 4160 AS6 V</b>	€	€	€	€	€	€	€	€
<b>QK 5360 - QK 5360 AS6</b>	€	----	€	€	€	€	€	€
<b>QK 5360 V - QK 5360 AS6 V</b>	€	€	€	€	€	€	€	€
<b>QK 5960 - QK 5960 AS6</b>	€	----	€	€	€	€	€	€
<b>QK 5960 V - QK 5960 AS6 V</b>	€	€	€	€	€	€	€	€
<b>QK 6760 - QK 6760 AS6</b>	€	----	€	€	€	€	€	€
<b>QK 6760 V - QK 6760 AS6 V</b>	€	€	€	€	€	€	€	€
<b>QK 7760 - QK 7760 AS6</b>	€	----	€	€	€	€	€	€
<b>QK 7760 V - QK 7760 AS6 V</b>	€	€	€	€	€	€	€	€

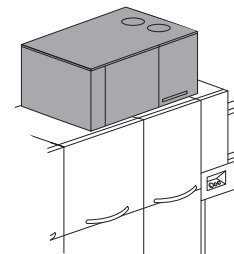
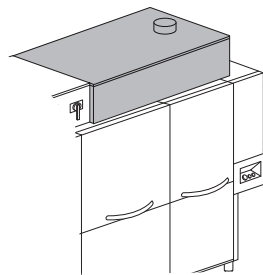
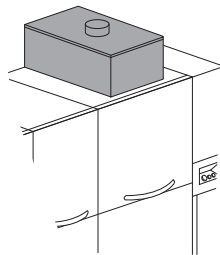
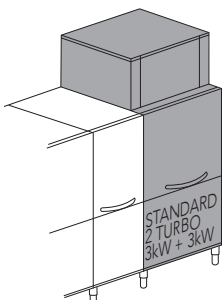
**KDRF99M - KDRF9VM** Module with front door

**TRIPLO RISCIAQUO 3R** Reverse osmosis on request

**KHRF10 - KHRF20 - KHRPF40** case of cold water supply for rinse (8-15 °C), we recommend to install the optional heat recovery system

With osmotic water supply and electrical conductivity lower than 200 microsiemens, it is mandatory to install a stainless steel heat exchanger

Option compatibility to be confirmed by the manufacturer after verification



**KDRF99MB** + 900 mm - 15 kW

Dryer module

**KHRF10**

Compact heat recovery

**KHRF20**

Heat recovery

**KHRPF40**

Heat recovery with heat pump

**KDRF9VMB** + 900 mm

Steam heated dryer module

**KSCF10**

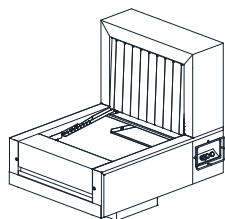
Steam condenser

### OPTIONS

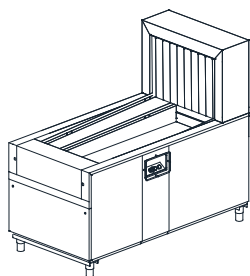
	MI900	MI1200	MIS1200	MI1800	MI2200	MIR2200
Model	Entry mod. 900	Entry mod. 1200	Over. entry mod. 1200	Entry mod. 1800	Entry mod. 2200	Lowered belt entry mod. 2200
<b>QK 2460 - QK 2460 AS6</b>	€	€	●	€	€	€
<b>QK 2460 V - QK 2460 AS6 V</b>	€	€	●	€	€	€
<b>QK 3760 - QK 3760 AS6</b>	€	€	●	€	€	€
<b>QK 3760 V - QK 3760 AS6 V</b>	€	€	●	€	€	€
<b>QK 4160 - QK 4160 AS6</b>	€	€	●	€	€	€
<b>QK 4160 V - QK 4160 AS6 V</b>	€	€	●	€	€	€
<b>QK 5360 - QK 5360 AS6</b>	€	€	●	€	€	€
<b>QK 5360 V - QK 5360 AS6 V</b>	€	€	●	€	€	€
<b>QK 5960 - QK 5960 AS6</b>	€	€	●	€	€	€
<b>QK 5960 V - QK 5960 AS6 V</b>	€	€	●	€	€	€
<b>QK 6760 - QK 6760 AS6</b>	€	€	●	€	€	€
<b>QK 6760 V - QK 6760 AS6 V</b>	€	€	●	€	€	€
<b>QK 7760 - QK 7760 AS6</b>	€	€	●	€	€	€
<b>QK 7760 V - QK 7760 AS6 V</b>	€	€	●	€	€	€

- Standard
- Upon request
- Not available

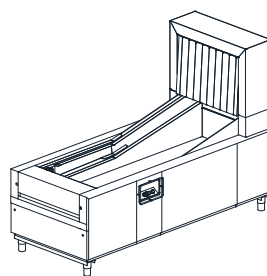
Option compatibility to be confirmed by the manufacturer after verification



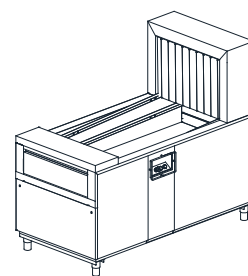
Overhanging entry module



Entry module


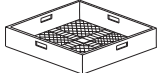
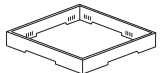

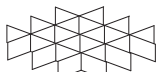

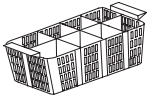


Lowered belt entry module



Exit module

	MI2700	MIR2700	EM900	EM1200	EM1800	EM2200	EM2700
Model	Entry mod. 2700	Lowered belt entry mod. 2700	Exit mod. 900	Exit mod. 1200	Exit mod. 1800	Exit mod. 2200	Exit mod. 2700
<b>QK 2460 - QK 2460 AS6</b>	€	€	□	□	●	€	€
<b>QK 2460 V - QK 2460 AS6 V</b>	€	€	□	□	●	€	€
<b>QK 3760 - QK 3760 AS6</b>	€	€	□	□	●	€	€
<b>QK 3760 V - QK 3760 AS6 V</b>	€	€	□	□	●	€	€
<b>QK 4160 - QK 4160 AS6</b>	€	€	□	□	●	€	€
<b>QK 4160 V - QK 4160 AS6 V</b>	€	€	□	□	●	€	€
<b>QK 5360 - QK 5360 AS6</b>	€	€	□	□	●	€	€
<b>QK 5360 V - QK 5360 AS6 V</b>	€	€	□	□	●	€	€
<b>QK 5960 - QK 5960 AS6</b>	€	€	□	□	●	€	€
<b>QK 5960 V - QK 5960 AS6 V</b>	€	€	□	□	●	€	€
<b>QK 6760 - QK 6760 AS6</b>	€	€	□	□	□	●	€
<b>QK 6760 V - QK 6760 AS6 V</b>	€	€	□	□	□	●	€
<b>QK 7760 - QK 7760 AS6</b>	€	€	□	□	□	●	€
<b>QK 7760 V - QK 7760 AS6 V</b>	€	€	□	□	□	●	€

	Description	Capacity	Dimensions	Code	
	GLASS BASKET WITH GLASS SUPPORT AND ANTI-TIPPING LID		500x500x235 H	<b>C 135</b>	
	LARGE MESH BASKET	For glasses	500x500x105 H	<b>C 44</b>	
	HOLDER FOR GLASS SUPPORT	For glass support (C112-C113-C114)	500x500x50 H	<b>C111</b>	
	GLASS SUPPORT	5x5 Glass Ø 87 mm (C111)	500x500x50 H	<b>C 112</b>	
	GLASS SUPPORT	4x4 Glass Ø 110 mm (C111)	500x500x50 H	<b>C 113</b>	
	GLASS SUPPORT	6x6 Glass Ø 72 mm (C111)	500x500x50 H	<b>C 114</b>	
	CUTLERY BASKET		490x180x140 H	<b>C 47</b>	





**KROMO ALI GROUP SRL**

Via Mestre, 3  
31033 Castelfranco Veneto (TV)  
T: +39 0423 734580  
F: +39 0423 734581  
kromo@kromo-ali.com

**SERVICE:**

T: +39 0423 734593  
F: +39 0423 734592  
E: service@kromo-ali.com

[www.kromo-ali.com](http://www.kromo-ali.com)

Edition 05.2023

an Ali Group Company



The Spirit of Excellence