



**RK LUX**  
RACK CONVEYOR DISHWASHERS  
WITH REINFORCED DOUBLE RINSE

**KROMO**  
YOUR SMART WASH



The Kromo rack conveyor dishwashers are the ideal answer for demanding customers such as restaurants, canteens, schools, hospitals, hotel of any size, cruise-liners, caterers and airports. Models equipped with reinforced double rinse on an independent module. Wash and rinse areas are completely separated, this avoids any interference between detergent and rinse aid, increasing its effectiveness and achieving a consequent reduction in consumption.

The wider distance between the pre-rinse arms also avoids the contamination in the rinse zone. Thanks to the renewed double rinsing system, we achieved a radical reduction of water consumption down to less than one liter per basket: far below the best market standards. This result, showing the green heart of the RK LUX line, allows significant savings on chemicals and electricity bills.



## FEATURES

### STANDARD

- SMART DRIVE advancement system with 5 speeds
- IPX5 electronic board
- TFT 5.7" display and soft touch keyboard
- Frequently used keys shortcut and menu language setting
- Constant monitoring of key operating parameters with integrated HACCP interface
- Alarms and events report
- ECO-DET Detergent economizer
- Reinforced double rinse 2R+, more effective and with limited consumptions
- 1-DRAIN Centralized drain
- Preset configuration to install our Kromo dispensers
- Water, energy consumptions and working time readout
- Preset maintenance reminder
- Possible working modes for dryer unit: all off, only fan or total power + fan (4,5 kW or 9 kW, maximum power according to the model)

### OPTIONS

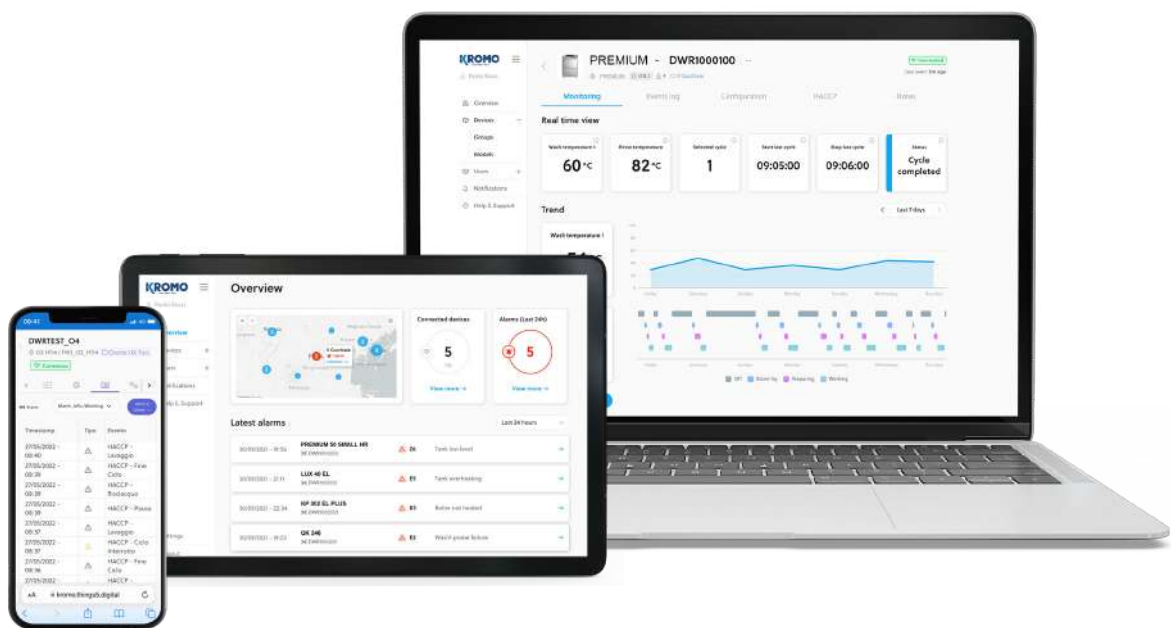
- Linear and 90°/180° corner drying modules, power 4,5 kW or 9 kW (double skin door available only for linear models)
- and steam dryer available
- Steam condenser (KSC10) or 3 heat recovery systems, to be chosen according to the type of machine (XP included)
- Detergent dispenser with probe or dispensers kit
- Booster pump
- Hydraulic security system Break Tank
- Extra power for boiler
- Thermal and acoustic insulation
- Insulated tanks
- Stainless steel pumps
- Machine sanitization (with dedicated booster pump upon request)
- Delivery in 2 or more parts for easy handling
- CONNECTIVITY remote control compliant with the HACCP norms

## CONNECTIVITY 4.0

WHEREVER YOU ARE...

YOUR DISHWASHER, JUST A CLICK AWAY

You will be constantly connected to the machine to monitor the work phases, review any eventual alarm and configure remotely the operating parameters according to your needs. Compliant with HACCP norms. Compliant with HACCP norms.



View all the working parameters and event records, working hours and any problem at any time.



In case of problem, the machine promptly alerts you. The technician can intervene remotely to solve the problem or anticipate the needed parts for an on-site intervention.



A daily activity report is available with all the events related to the dishwasher in a detailed spreadsheet with HACCP data.

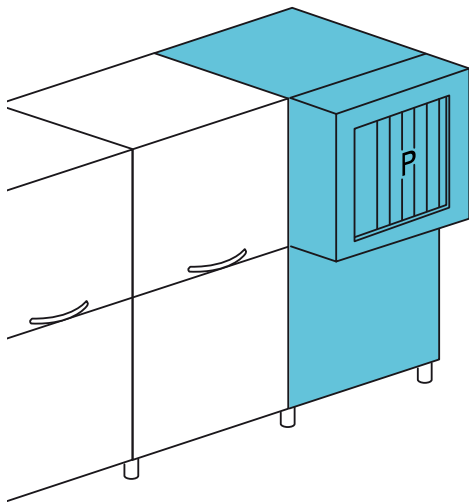
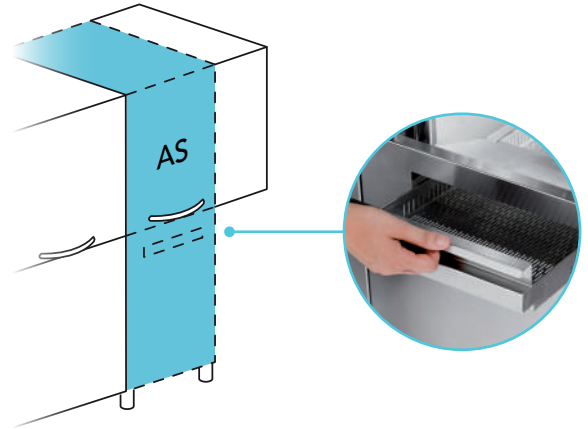


Our Connectivity system is a revolutionary device limiting and facilitating the eventual intervention of a technician who can anticipate the necessary parts to be replaced, saving time and money.

## AS OPTION

### AUTOMATIC SHOWER WITH FILTER DRAWER EASY+

Time and energy savings are increased thanks to AS and EASY+, a combined and specific filtering device. Dishes will only need a superficial manual clearing and the automatic shower of the AS module will do a pre-treatment action. (Not available with an installed K10 option).



## K10 OPTION

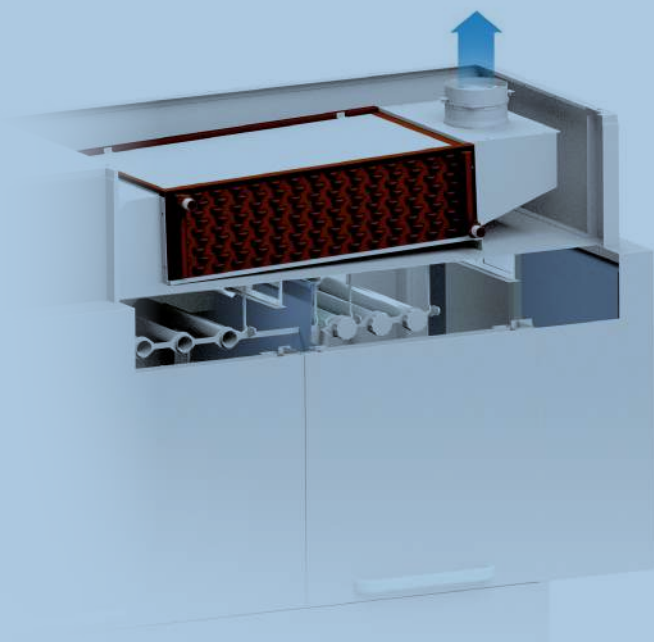
### 90° CORNER PRE-WASH

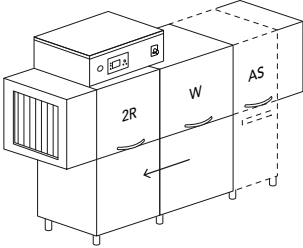



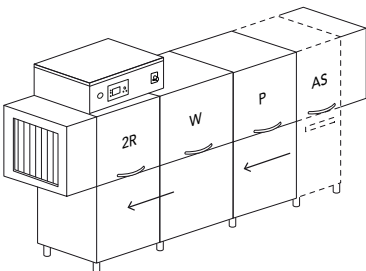



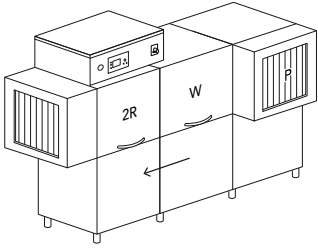



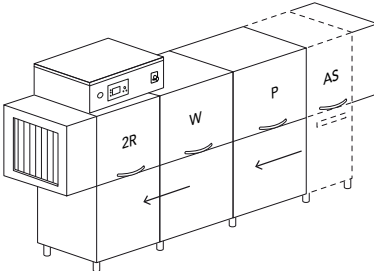



The design of our 90° corner pre-wash ensures the best solution taking up the minimal amount of space. Smaller dimensions, same productivity (Available on selected models and without AS option).

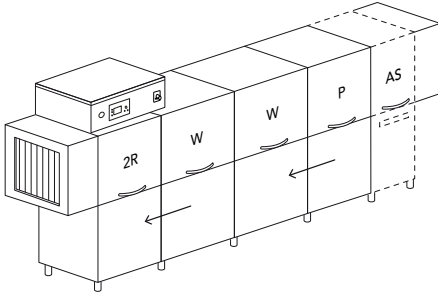





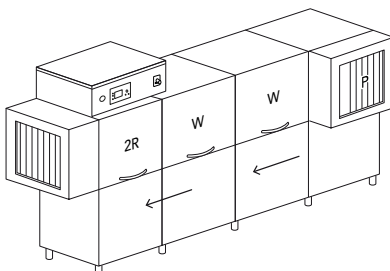




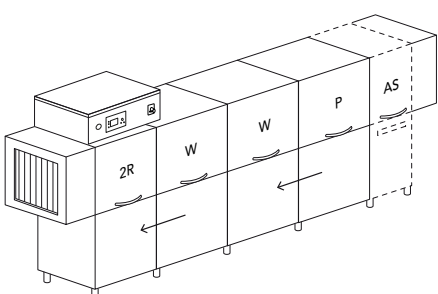




## HEAT RECOVERY

The heat recovery system allows to supply the machine with cold water\*, ensuring at the same time significant savings in terms of energy consumptions. The steam produced by the machine in operation (otherwise dispersed in the working environment) is aspirated and condensed in the heat exchanger (air-water). The heat produced through this process is transferred to the inlet water, bringing it to a temperature of approximately 45 °C and reducing energy consumptions.

\*inlet water temperature between 8 °C and 15 °C



Model		Voltage	Capacity	Dimensions	Code
<b>RK 2460</b>	5 SPEEDS				
	<b>RACK EQUIPMENT</b> 1 X C40 1 X C43 1 X C44 1 X C47	400 V 3N ~ 50 Hz 20,68 kW	 Ø 450  500x500 100*/250 rack/h	2100x805 1830/2120 H 305 kg AS + 450 mm  530x325x25H	<b>RK 2460</b> <b>RK 2460 AS</b> <b>RK 2460 V</b> <b>RK 2460 AS V</b>
<b>RK 2960</b>	5 SPEEDS				
	<b>RACK EQUIPMENT</b> 1 X C40 1 X C43 1 X C44 1 X C47	400 V 3N ~ 50 Hz 21,58 kW	 Ø 450  500x500 135*/300 rack/h	2700x805 1830/2120 H 400 kg AS + 450 mm  530x325x25H	<b>RK 2960</b> <b>RK 2960 AS</b> <b>RK 2960 V</b> <b>RK 2960 AS V</b>
<b>RK 2960-K10</b>	5 SPEEDS AND CORNER PREWASH				
	<b>RACK EQUIPMENT</b> 1 X C40 1 X C43 1 X C44 1 X C47	400 V 3N ~ 50 Hz 21,58 kW	 Ø 450  500x500 135/300 rack/h	2425x985 1830/2120 H 400 kg AS + 450 mm  530x325x25H	<b>RK 2960-K10</b> <b>RK 2960-K10 V</b>
<b>RK 3260</b>	5 SPEEDS				
	<b>RACK EQUIPMENT</b> 1 X C40 1 X C43 1 X C44 1 X C47	400 V 3N ~ 50 Hz 25,86 kW	 Ø 450  500x500 150*/330 rack/h	3000x805 1830/2120 H 435 kg AS + 450 mm  530x325x25H	<b>RK 3260</b> <b>RK 3260 AS</b> <b>RK 3260 V</b> <b>RK 3260 AS V</b>

Model		Voltage	Capacity	Dimensions	Code
<b>RK 3560</b>	5 SPEEDS				
	<p><b>RACK EQUIPMENT</b> 1 X C40 1 X C43 1 X C44 1 X C47</p>	400 V 3N ~ 50 Hz 37,26 kW	 Ø 450	3600x805 1830/2120 H 520 kg	<b>RK 3560</b>
		400 V 3N ~ 50 Hz 5,76 kW 52 kg/h	 500x500   190*/360 rack/h	 AS + 450 mm   530x325x25H	<b>RK 3560 AS</b>
					<b>RK 3560 V</b>
					<b>RK 3560 AS V</b>
<b>RK 3560-K10</b>	5 SPEEDS AND CORNER PREWASH				
	<p><b>RACK EQUIPMENT</b> 1 X C40 1 X C43 1 X C44 1 X C47</p>	400 V 3N ~ 50 Hz 37,26 kW	 Ø 450	3325x985 1830/2120 H 520 kg	<b>RK 3560-K10</b>
		400 V 3N ~ 50 Hz 5,76 kW 52 kg/h	 500x500   190*/360 rack/h	 530x325x25H	<b>RK 3560-K10 V</b>
					<b>RK 3560-K10 V</b>
<b>RK 3960</b>	5 SPEEDS				
	<p><b>RACK EQUIPMENT</b> 1 X C40 1 X C43 1 X C44 1 X C47</p>	400 V 3N ~ 50 Hz 40,04 kW	 Ø 450	3900x805 1830/2120 H 560 kg	<b>RK 3960</b>
		400 V 3N ~ 50 Hz 7,04 kW 55 kg/h	 500x500   210*/400 rack/h	 530x325x25H	<b>RK 3960 AS</b>
					<b>RK 3960 V</b>
					<b>RK 3960 AS V</b>

- V** Steam supply
- P** Prewash
- W** Wash
- 2R** Pre-rinse + rinse on module
- K10** Corner prewash
- AS** Automatic shower with filter drawer +450 mm
- \*** Productivity according to DIN SPEC 10534 (contact time)

EAC label upon request

Option compatibility to be confirmed by the manufacturer after verification

### OPTIONS

Model				PRE DOS	DDE-GROUP	DOS/S	SAN	PAP-SAN	DWI / T	DWI
	220-240 V 3 50 Hz	380-415 V 3N 50 Hz	60 Hz	Kromo disp. connections	Dispensers kit	Dispenser with probe	Sanitiz- ation	Booster pump Sanitization	Tanks insulation	Thermo- acoustic Insulation
<b>RK 2460</b>	€	●	+ 3%	●	€	€	€	€	€	€
<b>RK 2460 V</b>	€	●	+ 3%	●	€	€	€	€	€	€
<b>RK 2460 AS</b>	€	●	+ 3%	●	€	€	€	€	€	€
<b>RK 2460 AS V</b>	€	●	+ 3%	●	€	€	€	€	€	€
<b>RK 2960</b>	€	●	+ 3%	●	€	€	€	€	€	€
<b>RK 2960 V</b>	€	●	+ 3%	●	€	€	€	€	€	€
<b>RK 2960 AS</b>	€	●	+ 3%	●	€	€	€	●	€	€
<b>RK 2960 AS V</b>	€	●	+ 3%	●	€	€	€	●	€	€
<b>RK 2960-K10</b>	€	●	+ 3%	●	€	€	€	€	€	€
<b>RK 2960-K10 V</b>	€	●	+ 3%	●	€	€	€	€	€	€
<b>RK 3260</b>	€	●	+ 3%	●	€	€	€	€	€	€
<b>RK 3260 V</b>	€	●	+ 3%	●	€	€	€	€	€	€
<b>RK 3260 AS</b>	€	●	+ 3%	●	€	€	€	●	€	€
<b>RK 3260 AS V</b>	€	●	+ 3%	●	€	€	€	●	€	€
<b>RK 3560</b>	€	●	+ 3%	●	€	€	€	●	€	€
<b>RK 3560 V</b>	€	●	+ 3%	●	€	€	€	●	€	€
<b>RK 3560 AS</b>	€	●	+ 3%	●	€	€	€	●	€	€
<b>RK 3560 AS V</b>	€	●	+ 3%	●	€	€	€	●	€	€
<b>RK 3560-K10</b>	€	●	+ 3%	●	€	€	€	●	€	€
<b>RK 3560-K10 V</b>	€	●	+ 3%	●	€	€	€	●	€	€
<b>RK 3960</b>	€	●	+ 3%	●	€	€	€	●	€	€
<b>RK 3960 V</b>	€	●	+ 3%	●	€	€	€	●	€	€
<b>RK 3960 AS</b>	€	●	+ 3%	●	€	€	€	●	€	€
<b>RK 3960 AS V</b>	€	●	+ 3%	●	€	€	€	●	€	€

● Standard

--- Not available

**DDE-GROUP** Both detergent (with probe) and rinse-aid dispenser included

**DOS/S** For detergent dispenser only

**SAN** Including dosing system for sanitizing product

**DWI** Insulation option for the tunnel only, dryer excluded.  
Shelf dryer can be insulated upon request

**DWI - DWI/T** Recommended with KHR10 – KHR20 – KHRP40

**DIV** Compulsory for machines > 4,5m length

**XP** In case of cold water supply for rinse (8-55 °C) and without any heat recovery, the extra power option is mandatory



	PAP	BT	DVGW	XP	DIV	CONNECTIVITY	PI	SA	1-DRAIN	AUTOTIMER	ECO-DET	DRIVE
Model	Rinse Booster pump	Break Tank	DVGW	Extra Power	Price per division	CONNECTIVITY (HACCP)	S/S pumps	Automa- tized Drain	Centra- lized Drain	Auto- timer	Detergent economy- izer	Smart drive
<b>RK 2460</b>	€	€	€	€	€	€	€	€	●	●	●	●
<b>RK 2460 V</b>	€	€	€	€	€	€	€	----	●	●	●	●
<b>RK 2460 AS</b>	€	€	€	€	€	€	€	€	●	●	●	●
<b>RK 2460 AS V</b>	€	€	€	€	€	€	€	----	●	●	●	●
<b>RK 2960</b>	€	€	€	€	€	€	€	€	●	●	●	●
<b>RK 2960 V</b>	€	€	€	€	€	€	€	----	●	●	●	●
<b>RK 2960 AS</b>	€	€	€	€	€	€	€	€	●	●	●	●
<b>RK 2960 AS V</b>	€	€	€	€	€	€	€	----	●	●	●	●
<b>RK 2960-K10</b>	€	€	€	€	€	€	€	€	●	●	●	●
<b>RK 2960-K10 V</b>	€	€	€	€	€	€	€	----	●	●	●	●
<b>RK 3260</b>	€	€	€	€	€	€	€	€	●	●	●	●
<b>RK 3260 V</b>	€	€	€	€	€	€	€	----	●	●	●	●
<b>RK 3260 AS</b>	€	€	€	€	€	€	€	€	●	●	●	●
<b>RK 3260 AS V</b>	€	€	€	€	€	€	€	----	●	●	●	●
<b>RK 3560</b>	€	€	€	----	€	€	€	€	●	●	●	●
<b>RK 3560 V</b>	€	€	€	----	€	€	€	----	●	●	●	●
<b>RK 3560 AS</b>	€	€	€	----	€	€	€	€	●	●	●	●
<b>RK 3560 AS V</b>	€	€	€	----	€	€	€	----	●	●	●	●
<b>RK 3560-K10</b>	€	€	€	----	€	€	€	€	●	●	●	●
<b>RK 3560-K10 V</b>	€	€	€	----	€	€	€	----	●	●	●	●
<b>RK 3960</b>	€	€	€	----	€	€	€	€	●	●	●	●
<b>RK 3960 V</b>	€	€	€	----	€	€	€	----	●	●	●	●
<b>RK 3960 AS</b>	€	€	€	----	€	€	€	€	●	●	●	●
<b>RK 3960 AS V</b>	€	€	€	----	€	€	€	----	●	●	●	●

**CONNECTIVITY** Includes HACCP option. 10-year plan

**PI** Available with 50 Hz frequency only. Not available for AS module

**DVGW** Not available with heat recovery and steam condenser.  
Components prescribed by DVGW on request (check option compatibility with the manufacturer).

**BT** Booster pump included

With osmotic water supply and electrical conductivity lower than 200 microsiemens, it is mandatory to install a stainless steel heat exchange

Warm water supply 55 °C

We recommend to install the machine in a well-ventilated room, with a properly sized steam exhausting system

Standard hints for scheduled maintenance and counters (working hours - water - energy)

Peak-cut connect upon request

### OPTIONS

	KSC10	KHR10	KHR20	KHRP40	KDR64	KDR69	KDR6V	KDR94	KDR99	KDR9V
Model	Steam Condenser	Heat Recovery	Heat Recovery	Heat Recovery	Dryer + 400 mm / 4,5 kW	Dryer + 400 mm / 9 kW	Steam Dryer + 400 mm	Dryer + 700 mm / 4,5 kW	Dryer + 700 mm / 9 kW	Steam Dryer + 700 mm
<b>RK 2460 - RK 2460 AS</b>	€	€	----	€	€	€	----	€	€	----
<b>RK 2460 V - RK 2460 AS V</b>	€	€	----	€	----	----	€	----	----	€
<b>RK 2960 - RK 2960 AS</b>	€	€	€	€	€	€	----	€	€	----
<b>RK 2960 V - RK 2960 AS V</b>	€	€	€	€	----	----	€	----	----	€
<b>RK 2960-K10</b>	€	€	€	€+	€	€	----	€	€	----
<b>RK 2960-K10 V</b>	€	€	€	€+	----	----	€	----	----	€
<b>RK 3260 - RK 3260 AS</b>	€	€	€	€	€	€	----	€	€	----
<b>RK 3260 V - RK 3260 AS V</b>	€	€	€	€	----	----	€	----	----	€
<b>RK 3560 - RK 3560 AS</b>	€	€	€	€	€	€	----	€	€	----
<b>RK 3560 V - RK 3560 AS V</b>	€	€	€	€	----	----	€	----	----	€
<b>RK 3560-K10</b>	€	€	€	€+	€	€	----	€	€	----
<b>RK 3560-K10 V</b>	€	€	€	€+	----	----	€	----	----	€
<b>RK 3960 - RK 3960 AS</b>	€	€	€	€	€	€	----	€	€	----
<b>RK 3960 V - RK 3960 AS V</b>	€	€	€	€	----	----	€	----	----	€

**+** Not available for K10 version if the machine is next to the wall

**ID** Not available for corner dryers, recommended for KDR69 - KDR6V - KDR99 - KDR9V

**KHRP40** Available with 400 V 3N 50 Hz frequency only

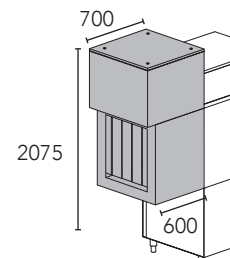
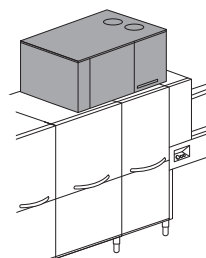
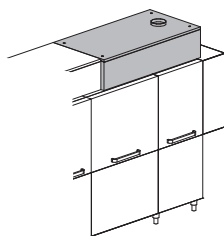
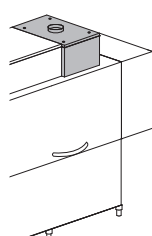
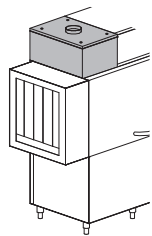
**KHR20** Either KHR10, KHRP40.  
For the model RK 2960-K10 +50 mm length with installed KHR20 and dryer

**KDRA184MT - KDRA189MT** Mandatory division

**KHR10-KHR20-KHRP40** In case of cold water supply for rinse (8-15 °C), we recommend to install the heat recovery system option

**KDR64 - KDR94 - KDRA94MT - KDRA184MT** Not recommended for models RK 2960, RK 3260, RK 3560 and RK 3960. Verify with manufacturer

Option compatibility to be confirmed by the manufacturer after verification



**KSC10**

Steam condenser

**KHR10**

Compact Heat recovery

**KHR20**

Heat recovery

**KHRP40**

Heat recovery with heat pump

**KDR64**

4,5 kW Electric

**KDR69**

9 kW Electric

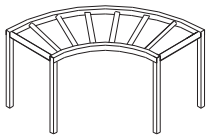
Dryer

**KDR6V**

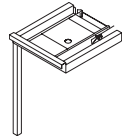
Steam dryer

	KDRA94MT	KDRA99MT	KDRA9VMT	KDRA184MT	KDRA189MT	KDRA18VMT	ID
Model	Motorized dryer 90° arc 4,5 kW	Motorized dryer 90° arc 9 kW	Motorized steam dryer 90°arc	Motorized dryer 180° arc 4,5 kW	Motorized dryer 180° arc 9 kW	Motorized steam dryer 180° arc	Double skin Dryer
<b>RK 2460 - RK 2460 AS</b>	€	€	----	€	€	----	€
<b>RK 2460 V - RK 2460 AS V</b>	----	----	€	----	----	€	€
<b>RK 2960 - RK 2960 AS</b>	€	€	----	€	€	----	€
<b>RK 2960 V - RK 2960 AS V</b>	----	----	€	----	----	€	€
<b>RK 2960-K10</b>	€	€	----	€	€	----	€
<b>RK 2960-K10 V</b>	----	----	€	----	----	€	€
<b>RK 3260 - RK 3260 AS</b>	€	€	----	€	€	----	€
<b>RK 3260 V - RK 3260 AS V</b>	----	----	€	----	----	€	€
<b>RK 3560 - RK 3560 AS</b>	€	€	----	€	€	----	€
<b>RK 3560 V - RK 3560 AS V</b>	----	----	€	----	----	€	€
<b>RK 3560-K10</b>	€	€	----	€	€	----	€
<b>RK 3560-K10 V</b>	----	----	€	----	----	€	€
<b>RK 3960 - RK 3960 AS</b>	€	€	----	€	€	----	€
<b>RK 3960 V - RK 3960 AS V</b>	----	----	€	----	----	€	€

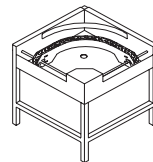
**AVAILABLE ARCS:**



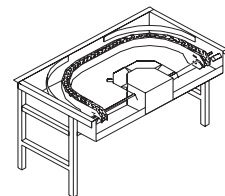
**K 21** 300x1300x860 H  
90° roller arc with tank



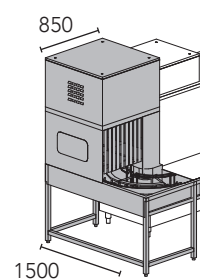
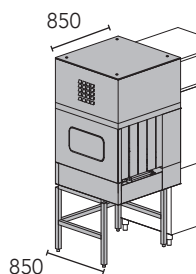
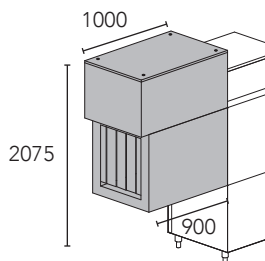
**K 25** 700x610x820 H  
Angle loading table complete with basket pull-through system



**K 22** 850x850x885 H  
90° motorized arc (clockwise/counter-clockwise)



**K 23** 850x1500x885 H  
180° motorized arc (clockwise/counter-clockwise)



**KDR94** 4,5 kW Electric  
**KDR99** 9 kW Electric  
Dryer

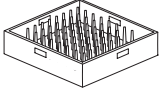

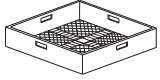
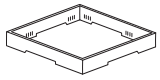
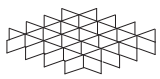
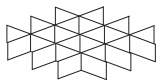

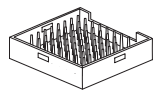
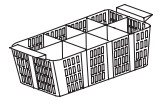

**KDRA94MT** 4,5 kW Electric  
**KDRA99MT** 9 kW Electric  
Dryer with motorized arc 90°

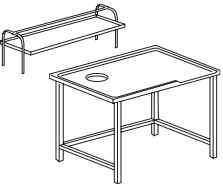
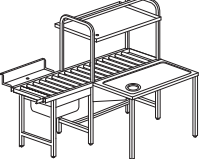
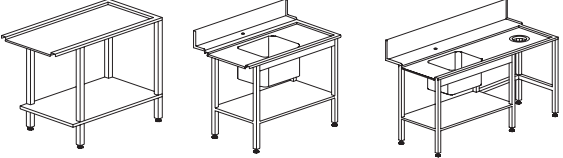
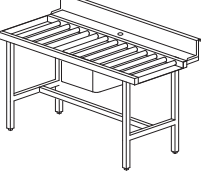
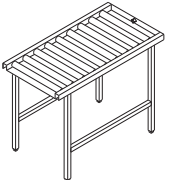
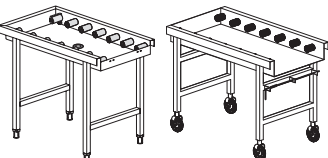
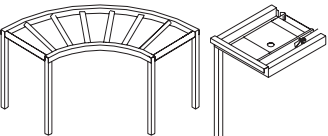
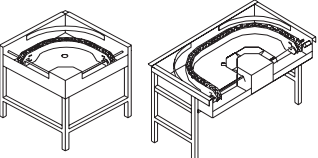
**KDRA184MT** 4,5 kW Electric  
**KDRA189MT** 9 kW Electric  
Dryer with motorized arc 180°

**KDR9V**  
Steam dryer

**KDRA9VMT**  
Steam dryer with motorized arc 90°

**KDRA18VMT**  
Steam dryer with motorized arc 180°

	Description	Capacity	Dimensions	Code
	PLATE BASKET	18 Plates	500x500x105 H	<b>C 40</b>
	GLASS BASKET WITH GLASS SUPPORT AND ANTI-TIPPING LID		500x500x235 H	<b>C 135</b>
	LARGE MESH BASKET	For glasses	500x500x105 H	<b>C 44</b>
	HOLDER FOR GLASS SUPPORT	For glass support (C112-C113-C114)	500x500x50 H	<b>C111</b>
	GLASS SUPPORT	5x5 Glass Ø 87 mm (C111)	500x500x50 H	<b>C 112</b>
	GLASS SUPPORT	4x4 Glass Ø 110 mm (C111)	500x500x50 H	<b>C 113</b>
	GLASS SUPPORT	6x6 Glass Ø 72 mm (C111)	500x500x50 H	<b>C 114</b>
	TRAYS BASKET	8 pcs max depth 25mm	500x500x105 H	<b>C 43</b>
	CUTLERY BASKET		490x180x140 H	<b>C 47</b>
	FLEXIBLE SHOWER complete with mixing group and lever tap, to be fixed to the wall		1000 H	<b>K 1</b>
	FLEXIBLE SHOWER complete with mixing group and lever tap, to be fixed to the wall and intermediate tap		1000 H	<b>K 1HR</b>

	Description	Capacity	Dimensions	Code	
	<p>SHELF</p> <p>GRADING TABLE WITH RUBBER RING</p>	<p>Waste hole and special dimensions upon request</p>	<p>1515x620x660 H</p> <p>2315x620x660 H</p> <p>1600x1000x850 H</p> <p>2400x1000x850 H</p>	<p><b>K 7M16*</b></p> <p><b>K 7M24*</b></p> <p><b>K 7A/1600*</b></p> <p><b>K 7A/2400*</b></p>	
	<p>MECHANIZED GRADING TABLE With mechanized basket advancement system</p>	<p>1 waste hole</p> <p>2 waste holes</p>	<p>1800x1240 1525 H</p> <p>2400x1240 1525 H</p>	<p><b>K M7/1800*</b></p> <p><b>K M7/2400*</b></p>	
 <p>Sink 500x400x270 H</p> <p>Sink 500x400x270 H</p>		<p>Standard rubber ring</p> <p>Standard rubber ring</p>	<p>1200x590x860 H</p> <p>1200x730x860 H</p> <p>1500x730x860 H</p> <p>1800x730x860 H</p>	<p><b>K 4B</b></p> <p><b>K 55</b></p> <p><b>K 8</b></p> <p><b>K 9</b></p>	
 <p>Sink 500x400x270 H</p>	<p>ROLLER TABLE + sink, right or left version</p>		<p>1600x730x860 H</p>	<p><b>K 195</b></p>	
	<p>LINEAR ROLLER TABLE WITH TANK</p>	<p>Option end microswitch</p>	<p>1100x650x860 H</p> <p>1600x650x860 H</p> <p>2100x650x860 H</p>	<p><b>K 19*</b></p> <p><b>K 19/B*</b></p> <p><b>K 19/C*</b></p> <p><b>K 18</b></p>	
	<p>LINEAR ROLLER TABLE WITH TANK complete with end microswitch</p>	<p>Not compatible with same references Not on 180° arcs</p> <p>To be connected to LC97/3 only and to dryer on 180°</p>	<p>1100x650x860 H</p> <p>1600x650x860 H</p> <p>1150x650x860 H</p> <p>1650x650x860 H</p>	<p><b>K 19/1</b></p> <p><b>K 19/1A</b></p> <p><b>K 20/1</b></p> <p><b>K 20/1A</b></p>	
	<p>90° roller arc with tank (exit only with roller table)</p> <p>ANGLE LOADING TABLE complete with basket pull-through system</p>	<p>Option connection to prewash tables</p>	<p>1300x1300x860 H</p> <p>700x610x820 H</p>	<p><b>K 21*</b></p> <p><b>K 25</b></p>	
	<p>90° MOTORIZED ARC (clockwise/counter-clockwise)</p> <p>180° MOTORIZED ARC (clockwise/counter-clockwise)</p>		<p>850x850x885 H</p> <p>850x1500x885 H</p>	<p><b>KM22*</b></p> <p><b>KM23*</b></p>	

\* Wooden cage +2% minimum + € / Special dimensions for tables upon request / Tables shown in right-to-left version  
We strongly recommend the presence of a roller table with end microswitch at the exit of our rack conveyor machines for a correct operation



**KROMO ALI GROUP SRL**

Via Mestre, 3  
31033 Castelfranco Veneto (TV)  
T: +39 0423 734580  
F: +39 0423 734581  
kromo@kromo-ali.com

**SERVICE:**

T: +39 0423 734593  
F: +39 0423 734592  
E: service@kromo-ali.com

[www.kromo-ali.com](http://www.kromo-ali.com)

Edition 05.2023

an Ali Group Company



The Spirit of Excellence