



**PIEDINO "MARINA"
"MARINA" FOOT**

| | |
|-----------------------------------------------------------------------------------|----------------------------------|
|  | WATER CONNECTION 3/4" GAS |
|  | DRAINING PIPE Ø 24mm |
|  | ELECTRICAL SUPPLY |



(***) MIN 130-MAX 200 mm

TECHNICAL DATA
EXTERNAL DIMENSIONS

| | |
|---------------|-------------------------|
| width | 720 mm |
| depth | 735 mm |
| height | 1445/1880(open hood) mm |

WEIGHT(basic version)

115 kg

VOLTAGE

400V 3N 50Hz (380/400V 3 60Hz "Marina")

POWER REQUIRED

10490 W

WATER HARDNESS

2-8 °F

INLET WATER PRESSURE

200-400 kPa

CROCKERY DIMENSIONS

| | |
|-----------------------------|--------------------------|
| plates diameter | 410 mm |
| trays max. dimension | GASTRONORM 1/1 (530x325) |

RACK DIMENSION

500X500 mm

RACK EQUIPMENT

2XC40 - 1XC44 - 2X15060

WASHING CYCLES (sec)

1 (50) | 2 (90) | 3 (180)** | 4 (630)** | ----

WATER SUPPLY 55°C

| | | | | | |
|---------------------------------|----|----|----|---|------|
| racks/h(*)⁽¹⁾ | 60 | 40 | 20 | 5 | ---- |
|---------------------------------|----|----|----|---|------|

WATER SUPPLY 10°C

| | | | | | |
|---------------------------------|----|----|----|---|------|
| racks/h(*)⁽¹⁾ | 30 | 30 | 20 | 5 | ---- |
|---------------------------------|----|----|----|---|------|

**WATER CONSUMPTION / CYCLE
(water pressure 200kPa)**

2.8 L

BOILER CAPACITY

10 L

BOILER HEATING ELEMENT

9000 W

RINSING TEMPERATURE (SET)

85°C

90°C

TANK CAPACITY

42 L

TANK HEATING ELEMENT

2700 W

TANK TEMPERATURE (SET)

55°C

70°C

PUMPS POWER

1490 W (800 L/min***)

DRAIN PUMP (optional)

25 W (40 L/min***)

NOISE

66,4±0.7 dB(A)

(*) STANDARD TERMOSTOP () WITH 70°C IN TANK (***) MAXIMUM FLOW RATE**

(1) In case of cold water inlet and/or in case of many consecutive wash cycles, the heating times of the final rinse and wash could be extended until the optimum temperature is reached. As a result, the total time of the wash cycle may increase.