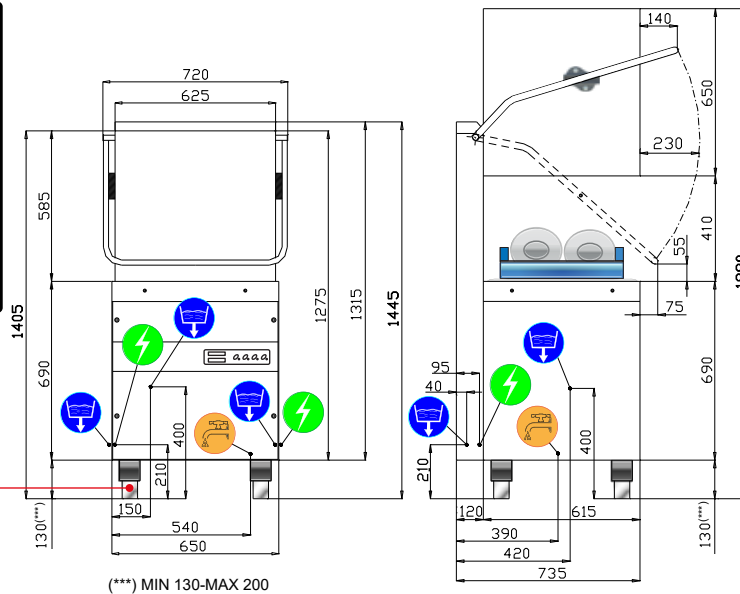





**PIEDINO MARINA / MARINA FOOT**



	WATER CONNECTION 3/4" GAS
	DRAINING PIPE Ø 24mm
	ELECTRICAL SUPPLY

TECHNICAL DATA	
<b>EXTERNAL DIMENSIONS</b>	
width	720 mm
depth	735 mm
height	1445/1880(open hood) mm
WEIGHT	100 kg
VOLTAGE	400V 3N 50Hz
POWER REQUIRED	6550 W
WATER HARDNESS	2-8 °F
INLET WATER PRESSURE	200-400 kPa
<b>CROCKERY DIMENSIONS</b>	
plates diameter	410 mm
trays max. dimension	GASTRONORM 1/1 (530x325)
RACK DIMENSION	500X500 mm
RACK EQUIPMENT	1XC40 - 1XC44 - 1X15060
WASHING CYCLES (s)	1(90)
<b>WATER SUPPLY 55°C</b>	
racks/h(*) <sup>(1)</sup>	40
<b>WATER SUPPLY 10°C</b>	
racks/h(*) <sup>(1)</sup>	20
WATER CONSUMPTION / CYCLE (water pressure 200kPa)	2.8 l
BOILER CAPACITY	5,7 l
BOILER HEATING ELEMENT	6000 W
RINSING TEMPERATURE (SET)	85°C
TANK CAPACITY	30 l
TANK HEATING ELEMENT	2700 W
TANK TEMPERATURE (SET)	55°C
PUMP POWER	550 W (---- L/min <sup>***</sup> )
DRAIN PUMP (optional)	25 W h MAX scarico 0.8m(40 L/min <sup>***</sup> )
NOISE	63,6±0.7 dB(A)

(\*) STANDARD TERMOSTOP

(\*\*\*) MAXIMUM FLOW RATE

(<sup>1</sup>) In case of cold water supply and/or continuous washing, the rinse-water heating process might take more time than usual, until the proper rinse temperature is reached. For this reason, the wash-cycle total timing might result longer than set.